



MPEG-DASH Profile for Transport of ISO BMFF Based DVB Services over IP Based Networks

DVB Document A168 Rev.5-1

July 2022



Contents

Intellectual Property Rights	10
Foreword.....	10
Modal verbs terminology	10
1 Scope	11
2 References	11
2.1 Normative references	11
2.2 Informative references	13
3 Definition of terms, symbols and abbreviations	14
3.1 Terms	14
3.2 Symbols	16
3.3 Abbreviations.....	16
4 DASH Constraints, HTTP Support, and Synchronization	19
4.1 DVB Profile of MPEG-DASH.....	19
4.2 Media Presentation Description Constraints	19
4.2.1 General	19
4.2.2 Constraints on Period elements (common Period constraints)	19
4.2.3 Constraints on Period elements conforming to Live profile.....	19
4.2.4 Constraints on AdaptationSet elements (for Live Periods)	20
4.2.5 Constraints on Representation elements (for Live Periods)	20
4.2.6 Constraints on Period elements conforming to On Demand profile.....	20
4.2.7 Constraints on AdaptationSet element (On Demand)	20
4.2.8 Constraints on Representation element (On Demand)	21
4.2.9 Constraints for low latency content.....	21
4.3 Segment Format Constraints.....	22
4.4 Presence of Attributes and Elements	22
4.5 Dimension Constraints.....	23
4.6 Server Requirements.....	24
4.7 Availability Time Synchronization between Player and Server	24
4.7.1 Background	24
4.7.2 Service Provider Requirements	24
4.7.3 Player Requirements	24
4.8 MPD Update Requirements	25
4.8.1 Common supported MPD updates when @type="dynamic"	25
4.8.2 Optionally Supported MPD update Changes when @type="dynamic"	25
4.8.3 Constraints to MPD updates.....	25
4.8.4 Required MPD updates	26
5 DASH Specific Aspects for Video.....	26
5.1 DASH Specific Aspects for H.264/AVC Video	26
5.1.1 Profiles Supported.....	26
5.1.2 H.264/AVC Specifics.....	26
5.1.3 Signalling of the Codec Profile	27
5.1.4 Signalling within the AVCSampleEntry in an initialization segment	27
5.2 DASH Specific Aspects for HEVC Video.....	28
5.2.1 HEVC Specifics	28
5.2.2 Signalling of the Codec Profile	28
5.2.3 Profiles Supported.....	29
5.2.4 Location of SEI messages	29
5.2.5 Colour format and transfer characteristics signalling.....	30
5.2.6 High Dynamic Range using HLG10	30
5.2.7 High Dynamic Range using PQ10	31
5.2.8 Temporal Layers	32
5.2.8.1 Introduction	32
5.2.8.2 Signalling of Temporal Layers	32

5.2.8.3	Temporal Layers Carried in a Single Representation	32
5.2.8.4	Temporal Layers Carried in Separate Representations	32
5.3	DASH Specific Aspects for VVC Video	32
5.3.1	VVC Manifest and Segment requirements	32
5.3.2.1	Common Constraints	33
5.3.2.1.1	Encoding	33
5.3.2.1.2	Decoding	33
5.3.2.2	vvc_uhd1_hdr	33
5.3.2.3	vvc_uhd1_hdr_hfr	33
5.3.2.4	vvc_uhd2_hdr	33
5.3.2.5	vvc_uhd2_hdr_hfr	33
5.3.3	Signalling of the Codecs Parameter	34
5.3.4	Location of SEI messages	34
5.3.5	Colour format and transfer characteristics signalling	34
5.3.6	High Dynamic Range using HLG10	34
5.3.7	High Dynamic Range using PQ10	34
5.3.8	Temporal layers	34
5.4	DASH Specific Aspects for AVS3 Video	35
5.4.1	AVS3 related manifest requirements	35
5.4.2	Conformance Points	35
5.4.2.1	Common Constraints	35
5.4.2.1.1	Encoding	35
5.4.2.1.2	Decoding	35
5.4.2.2	avs3_uhd1_hdr Conformance Point	35
5.4.2.3	avs3_uhd1_hdr_hfr Conformance Point	35
5.4.2.4	avs3_uhd2_hdr Conformance Point	35
5.4.2.5	avs3_uhd2_hdr_hfr Conformance Point	35
5.4.3	Signalling of the Codecs Parameter	36
5.4.4	AVS3 elementary streams and sample definitions	36
5.4.4.1	Overview	36
5.4.4.2	Elementary stream structure	36
5.4.4.3	Sample and configuration definition	36
5.4.4.4	Derivation from ISO base media file format	36
5.4.5	AVS3 CMAF track format	36
5.4.6	Colour format and transfer characteristics signalling	37
5.4.7	High Dynamic Range using HLG10	37
5.4.8	High Dynamic Range using PQ10	38
6	DASH Specific Aspects for Audio	39
6.1	Common DASH Specific Aspects for Audio	39
6.1.1	Adaptation Sets and Representations	39
6.1.2	Using the Role Scheme to Distinguish Between Different Adaptation Sets	39
6.2	DASH Specific Aspects for HE-AACv2 Audio	41
6.3	DASH Specific Aspects of Dolby Audio Technologies	42
6.3.1	DASH specific aspects of Enhanced AC-3 and AC-4 part 1	42
6.3.2	DASH specific aspects of AC-4 part 2	43
6.3.2.1	ETSI TS 103 190-1 and ETSI TS 103 190-2	43
6.3.2.2	AC-4 for channel-based, immersive and personalized audio	43
6.3.2.3	DRC and Loudness	43
6.3.2.4	Dialogue Enhancement	43
6.3.2.5	Additional Constraints for Packaging of Individual AC-4 Audio Programme Components into ISO BMFF	44
6.3.2.6	DASH Element and attribute settings for AC-4	44
6.3.3	Additional requirements for AC-4 encapsulation into ISO BMFF	45
6.4	DASH Specific Aspects of DTS Audio Technologies	45
6.4.1	General requirements for DTS media formats	45
6.4.2	Additional Guidelines for DTS-UHD formats	46
6.5	DASH Specific Aspects of MPEG Surround	46
6.6	Service Continuity Considerations	47
6.6.1	Introduction	47
6.6.2	Default Operation for Seamless Service Continuity	47
6.6.3	Fallback Operation	47

6.7	Signalling of NGA Preselections	48
6.7.1	Introduction	48
6.7.2	Content Creation Options and Use of the DASH Preselection Element	48
6.7.3	Signalling Audio Properties for DASH Preselections	48
6.7.4	Use of the Role Scheme to Distinguish between Preselections	49
6.7.5	Accessibility Signalling with Preselection Elements	49
6.7.6	Example configurations using DASH Preselections Elements	49
6.8	DASH Specific Aspects of MPEG-H Audio	52
6.8.1	Introduction	52
6.8.2	MPEG-H Audio Elementary Stream Requirements	52
6.8.3	Storage of MPEG H Audio Media Samples	52
6.8.3.1	Bit Stream Encapsulation	52
6.8.3.2	ISO BMFF packaging and segmentation	53
6.8.3.2.1	Introduction	53
6.8.3.2.2	MPEG-H Audio Sample Entry	53
6.8.3.2.3	MHAConfigurationBox	53
6.8.3.2.4	Random Access Point and Stream Access Point	53
6.8.3.2.5	Configuration Change Constraints	53
6.8.3.2.6	MPEG H Audio Multi-Stream Constraints	54
6.8.3.2.7	Audio Preselection Constraints	54
6.8.3.2.8	Loudness and Dynamic Range Control	54
6.8.4	DASH Element and Attribute Settings for MPEG-H Audio	54
7	DASH Specific Aspects for Subtitles	55
7.1	Carriage of Subtitles	55
7.1.1	General	55
7.1.2	Distinguishing Between Different Uses of Subtitles	56
7.2	Downloadable fonts	57
7.2.0	Introduction	57
7.2.1	Signalling within the MPD	57
7.2.1.1	DVB font download scheme	57
7.2.1.2	Scheme Identification in descriptors	58
7.2.1.3	Additional attributes on the EssentialProperty and SupplementalProperty descriptors	58
7.2.2	Font format	58
7.2.3	Errors	58
7.2.4	Player support	59
7.3	Example (informative)	59
8	Content Protection	59
8.1	Introduction	59
8.2	Background (informative)	59
8.3	Encryption of Different Representations	60
8.4	MPEG DASH MPD Content Protection descriptors	60
8.5	MPEG Common Encryption	60
8.5.0	Protection System Specific Header	60
8.5.1	Key Rotation	61
8.5.2	Random access requirement	61
8.6	Encryption Mode	61
8.6.0	Encryption Usage	61
8.6.1	Constraints on the SampleAuxiliaryInformationOffsetsBox	62
8.7	Mixing Non-Encrypted and Encrypted Content/Information	62
9	Carriage of Generic Streams and Events in DASH	62
9.1	Events	62
9.1.1	Background (informative)	62
9.1.2	Content programme metadata	63
9.1.2.1	Definition	63
9.1.2.2	Event message syntax	64
9.1.2.3	Parental rating	64
9.1.2.4	Example	65
9.1.3	Application messages	65
9.1.4	Events for the Player	65
9.1.5	Long duration inband events	66

9.1.6	Monitoring of InbandEventStreams	67
9.1.7	Inband event formats to support Hybrid Digital Radio slideshow and text messages.....	67
9.1.7.1	Introduction	67
9.1.7.2	Use in preference to out of band data	67
9.1.7.3	Text messages.....	67
9.1.7.4	Simple slideshow messages.....	68
9.1.7.5	Enhanced slideshow messages	68
9.1.8	Integration of DVB-DASH and DVB Application Signalling	68
9.1.9	Integration of DVB-DASH and SCTE-35 based Ad Slot Signalling	69
10	Player Behaviour	70
10.0	Introduction.....	70
10.1	DVB Profile Support	70
10.2	ISO BMFF Player Constraints	70
10.3	Bitstreams, Luminance Resolutions and Frame Rates	71
10.4	Audio/Video Switching Between Different Representations in the same Adaptation Set.....	72
10.5	Playback Across Periods.....	73
10.5.1	Background	73
10.5.2	Content Offering with Multiple Periods.....	74
10.5.2.1	General	74
10.5.2.2	Associated Adaptation Sets across Periods	74
10.5.2.3	Period Continuity.....	74
10.5.2.4	Non-continuous period playback.....	75
10.5.3	Player Requirements and Recommendations	75
10.6	Trick Mode Implementation (informative)	76
10.6.0	Introduction to Trick Mode	76
10.6.1	Player Enabled Trick Modes	76
10.6.1.0	Introduction to Player Enabled Trick Modes.....	76
10.6.1.1	Fast Forward H.264/AVC Long GOP fast decoding and frame dropping	77
10.6.1.2	Fast Forward H.264/AVC picture discarding before decoding	78
10.6.1.3	Fast forward I picture access	78
10.6.1.4	Fast reverse I picture access	78
10.6.1.5	Segment random access.....	78
10.6.1.6	Partial Segment fast forward or reverse.....	78
10.6.2	Content enabled Trick Modes:	78
10.6.2.0	Introduction to Content enabled Trick Modes	78
10.6.2.1	Trick Play Representations	79
10.6.2.2	Sub Representations	79
10.7	Player Buffering.....	79
10.8	Player Resiliency	79
10.8.1	Introduction (informative).....	79
10.8.2	Handling of BaseURLs by Players.....	80
10.8.2.1	Use of BaseURLs and new attributes	80
10.8.2.2	Selection of BaseURL	81
10.8.2.3	Changing BaseURL	81
10.8.2.4	BaseURL Example (informative)	82
10.8.3	DNS - HTTP Player	84
10.8.4	Types of error condition and recovery options (informative)	84
10.8.4.0	Introduction	84
10.8.4.1	Heavy server load	84
10.8.4.2	Configuration errors	84
10.8.4.3	Authentication errors	84
10.8.4.4	Missing segments	84
10.8.4.5	Miscellaneous request errors	84
10.8.4.6	Transient connection errors or congestion.....	84
10.8.5	Specific errors and their categories	85
10.8.6	Requirements on Players	85
10.9	Live Services	86
10.9.1	Overview (informative).....	86
10.9.2	Determining that an MPD represents a live service	87
10.9.3	Presentations using segment templates and no segment timeline.....	88
10.9.4	Considerations for 24/7 operation of a live stream.....	88

10.9.4.0	Introduction	88
10.9.4.1	AvailabilityStartTime	88
10.9.4.2	Large segment numbers.....	88
10.9.4.3	Large track fragment decode times.....	88
10.9.4.4	Extending the SegmentTimeline.....	88
10.9.5	MPD update timing	89
10.9.6	Maintaining a time shift buffer and using the @timeShiftBufferDepth	89
10.9.7	Playback of a Dynamic Manifest converted to a Static Manifest.....	89
10.10	MPD Processing	90
10.11	HTTP Support.....	90
10.12	Reporting errors to content providers	91
10.12.1	Introduction (informative).....	91
10.12.2	Player support.....	91
10.12.3	DVB metrics reporting mechanism.....	91
10.12.3.1	Scheme Identification	91
10.12.3.2	Scheme URI.....	92
10.12.3.3	Additional attributes on the Reporting descriptor.....	92
10.12.3.4	Use of the @probability attribute	92
10.12.3.5	Reporting metrics	93
10.12.4	Definition of the DVBErrors metric.....	94
10.12.5	Examples (informative).....	94
10.13	Reporting media duration and current play position to higher level applications (informative).....	95
10.14	Colour description compatibility for HEVC	96
10.15	Display composition and HDR	96
10.16	HEVC Temporal Layers	96
10.17	Compatibility	97
10.18	Player Requirements and Recommendations for NGA.....	97
10.19	Decryption	97
10.20	Low latency presentation	98
10.20.1	Applicability.....	98
10.20.2	Media access and adaptation	98
10.20.3	Service description	99
10.20.4	Presentation time target and constraints.....	99
10.20.5	Selection of low latency AdaptationSet	101
10.20.6	Catch-up modes.....	102
10.20.7	Joining a low latency live stream	102
10.20.7.1	Introduction (informative)	102
10.20.7.2	Factors affecting start-up delay and latency (informative)	103
10.20.7.3	Video decoding speed.....	106
10.20.7.4	Start-up delay requirements.....	106
10.20.7.5	Latency at start-up	107
10.20.8	Buffer management and drift avoidance	107
11	Content Provider Guidelines (informative).....	108
11.1	Use of Profiles	108
11.2	Video Resolutions and Frame Rates in Adaptation Sets.....	108
11.2.0	Introduction.....	108
11.2.1	Video Resolutions	108
11.2.2	Frame Rates.....	109
11.3	Considerations for Audio in Adaptation Sets	109
11.3.0	Recommendation for Audio as a Percentage of Total Stream Bandwidth	109
11.3.1	Considerations for Advanced Audio Coding	109
11.3.2	Considerations for Enhanced AC-3 and AC-4	111
11.3.3	Considerations for DTS Audio Formats.....	112
11.4	Considerations for Interlaced and Progressive in Adaptation Sets	113
11.5	Mixing HD and SD in Adaptation Sets.....	113
11.6	Mixing H.264/AVC and HEVC in Adaptation Sets	113
11.7	Subtitles	113
11.9	Signalling multiple serving locations using BaseURLs	114
11.9.1	Introduction.....	114
11.9.2	Prioritizing BaseURLs	114
11.9.3	Load balancing.....	114

11.9.4	Combining priority and load balancing	115
11.9.5	Relative and Absolute BaseURLs	116
11.10	Using Events	117
11.11	Asset Identifiers	118
11.12	Considerations for Running 24/7 services	118
11.12.1	A/V synchronization	118
11.12.2	Dual (or more) redundant encoding and hosting infrastructure.....	118
11.12.3	Encryption.....	118
11.12.4	Further information	119
11.13	Cache Control.....	119
11.14	Wide colour gamut and high dynamic range	119
11.15	High Frame Rate.....	119
11.15.1	Introduction.....	119
11.15.2	Examples of Usage of Temporal Layers	119
11.16	Considerations for Subtitles.....	121
11.17	Next Generation Audio.....	121
11.17.1	Introduction.....	121
11.17.2	Terminology used in context with Next Generation Audio.....	121
11.17.2.1	Audio Bundle.....	121
11.17.2.2	Preselection.....	122
11.17.3	Content creation recommendations for multi stream configurations.....	122
11.18	MPDs with Low Latency Content	122
11.18.1	General approach	122
11.18.2	Recommendations for low latency content	122
11.18.2.1	Segment information in the MPD	122
11.18.2.2	Video chunk duration	123
11.18.2.3	Audio chunk duration	123
11.18.2.4	Time synchronisation	123
11.18.2.5	Content availability	123
11.18.2.6	Inband events.....	123
11.18.3	Audio/Video Switching Across Period Boundaries	124
11.19	Converting a Dynamic to a Static MPD.....	124
Annex A (informative): Summary of fixes to 2014 and 2017 profiles.....		125
A.1	Summary of fixes to 2014 profile.....	125
A.2	Summary of fixes to 2017 profile.....	126
Annex B (informative): MPD Examples for Next Generation Audio - DVB DASH 2017		128
B.1	Examples for SRSP (Single Representation, Single Preselection).....	128
B.2	Examples for SRMP (Single Representation, Multiple Preselections)	129
B.3	Examples for MRMP (Multiple Representations, Multiple Preselections).....	132
Annex C (informative): Example DASH NGA system model		137
C.1	Overview	137
C.2	Processing blocks and interfaces.....	137
C.3	Processing	138
C.3.1	Common Processing	138
C.3.2	AC-4 specific processing	138
C.3.3	MPEG-H Audio specific processing.....	139
C.3.4	DTS-UHD specific processing	139
Annex D (informative): DVB Metrics reporting examples.....		141
D.1	DVBErrors	141
D.2	Metrics for low latency players.....	141
Annex E (informative) MPD Example for Low Latency.....		142

History	144
---------------	-----

Intellectual Property Rights

Essential patents

IPRs essential or potentially essential to normative deliverables may have been declared to ETSI. The information pertaining to these essential IPRs, if any, is publicly available for **ETSI members and non-members**, and can be found in ETSI SR 000 314: *"Intellectual Property Rights (IPRs); Essential, or potentially Essential, IPRs notified to ETSI in respect of ETSI standards"*, which is available from the ETSI Secretariat. Latest updates are available on the ETSI Web server (<https://ipr.etsi.org/>).

Pursuant to the ETSI IPR Policy, no investigation, including IPR searches, has been carried out by ETSI. No guarantee can be given as to the existence of other IPRs not referenced in ETSI SR 000 314 (or the updates on the ETSI Web server) which are, or may be, or may become, essential to the present document.

Trademarks

The present document may include trademarks and/or tradenames which are asserted and/or registered by their owners. ETSI claims no ownership of these except for any which are indicated as being the property of ETSI, and conveys no right to use or reproduce any trademark and/or tradename. Mention of those trademarks in the present document does not constitute an endorsement by ETSI of products, services or organizations associated with those trademarks.

Foreword

This Technical Specification (TS) has been produced by Joint Technical Committee (JTC) Broadcast of the European Broadcasting Union (EBU), Comité Européen de Normalisation ELECTrotechnique (CENELEC) and the European Telecommunications Standards Institute (ETSI).

NOTE: The EBU/ETSI JTC Broadcast was established in 1990 to co-ordinate the drafting of standards in the specific field of broadcasting and related fields. Since 1995 the JTC Broadcast became a tripartite body by including in the Memorandum of Understanding also CENELEC, which is responsible for the standardization of radio and television receivers. The EBU is a professional association of broadcasting organizations whose work includes the co-ordination of its members' activities in the technical, legal, programme-making and programme-exchange domains. The EBU has active members in about 60 countries in the European broadcasting area; its headquarters is in Geneva.

European Broadcasting Union
CH-1218 GRAND SACONNEX (Geneva)
Switzerland
Tel: +41 22 717 21 11
Fax: +41 22 717 24 81

The Digital Video Broadcasting Project (DVB) is an industry-led consortium of broadcasters, manufacturers, network operators, software developers, regulatory bodies, content owners and others committed to designing global standards for the delivery of digital television and data services. DVB fosters market driven solutions that meet the needs and economic circumstances of broadcast industry stakeholders and consumers. DVB standards cover all aspects of digital television from transmission through interfacing, conditional access and interactivity for digital video, audio and data. The consortium came together in 1993 to provide global standardisation, interoperability and future proof specifications.

Modal verbs terminology

In the present document **"shall"**, **"shall not"**, **"should"**, **"should not"**, **"may"**, **"need not"**, **"will"**, **"will not"**, **"can"** and **"cannot"** are to be interpreted as described in clause 3.2 of the [ETSI Drafting Rules](#) (Verbal forms for the expression of provisions).

"must" and **"must not"** are **NOT** allowed in ETSI deliverables except when used in direct citation.

1 Scope

The present document defines the delivery of TV content via HTTP adaptive streaming building on the MPEG DASH specification [1]. In order to improve interoperability, additional constraints and requirements are defined and a selection of the video and audio codecs from the DVB toolbox are referenced that are technically appropriate for use with MPEG DASH. The present document includes High Definition Television (HDTV), Ultra High Definition Television (UHDTV and UHDTV2), High Dynamic Range (HDR) Television, High Frame Rate (HFR) Video and Next Generation Audio (NGA). It also defines how to achieve low latency delivery and presentation of content.

The normative XML schemas referenced by the present document are attached as separate files contained in archive ts_103285v010301p0.zip which accompanies the present document. The XML schemas included in the present document are informative.

2 References

2.1 Normative references

References are either specific (identified by date of publication and/or edition number or version number) or non-specific. For specific references, only the cited version applies. For non-specific references, the latest version of the referenced document (including any amendments) applies.

Referenced documents which are not found to be publicly available in the expected location might be found at <https://docbox.etsi.org/Reference>.

NOTE: While any hyperlinks included in this clause were valid at the time of publication, ETSI cannot guarantee their long term validity.

The following referenced documents are necessary for the application of the present document.

- [1] ISO/IEC 23009-1:2019: "Information technology -- Dynamic adaptive streaming over HTTP (DASH) -- Part 1: Media presentation description and segment formats".
- [2] ISO/IEC TR 23009-3: "Information technology -- Dynamic adaptive streaming over HTTP (DASH) -- Part 3: Implementation guidelines".
- [3] ETSI TS 101 154: "Digital Video Broadcasting (DVB); Specification for the use of Video and Audio Coding in Broadcast and Broadband Applications".

NOTE: The present document references text added in TS 101 154 V2.8.1 and DVB BlueBook A001r20.

- [4] ISO/IEC 14496-15:2017: "Information technology -- Coding of audio-visual objects -- Part 15: Carriage of network abstraction layer (NAL) unit structured video in ISO base media file format".
- [5] IETF RFC 6381: "The 'Codecs' and 'Profiles' Parameters for "Bucket" Media Types".
- [6] ISO/IEC 14496-12:2015: "Information technology -- Coding of audio-visual objects -- Part 12: ISO base media file format".
- [7] ISO/IEC 23001-7:2016: "Information technology -- MPEG systems technologies -- Part 7: Common encryption in ISO base media file format files".
- [8] ISO/IEC 14496-3:2009/Amd 4:2013: "New levels for AAC profiles".
- [9] ISO/IEC 14496-14: "Information technology -- Coding of audio-visual objects -- Part 14: MP4 file format".
- [10] ETSI TS 102 366: "Digital Audio Compression (AC-3, Enhanced AC-3) Standard".
- [11] ETSI TS 102 114: "DTS Coherent Acoustics; Core and Extensions with Additional Profiles".

- [12] ISO/IEC 23003-1:2007: "Information technology -- MPEG audio technologies -- Part 1: MPEG Surround".
 - [13] EBU Tech 3380: "EBU-TT-D Subtitling Distribution Format".
 - [14] EBU Tech 3381: "Carriage of EBU-TT-D in ISO BMFF".
 - [15] ETSI EN 300 468: "Digital Video Broadcasting (DVB); Specification for Service Information (SI) in DVB systems".
 - [16] ETSI ES 202 184: "MHEG-5 Broadcast Profile".
 - [17] IETF RFC 7230: "Hypertext Transfer Protocol (HTTP/1.1): Message Syntax and Routing".
 - [18] IETF RFC 6265: "HTTP State Management Mechanism".
 - [19] ISO/IEC 14496-30: "Information technology -- Coding of audio-visual objects -- Part 30: Timed text and other visual overlays in ISO base media file format".
 - [20] ISO/IEC 14496-22:2009: "Information technology -- Coding of audio-visual objects -- Part 22: Open Font Format".
 - [21] Recommendation ITU-R BT.709: "Parameter values for the HDTV standards for production and international programme exchange".
 - [22] W3C Recommendation (December 2012): "WOFF File Format 1.0".
- NOTE: Available at <http://www.w3.org/TR/WOFF>.
- [23] ETSI TS 103 190-1: "Digital Audio Compression (AC-4) Standard; Part 1: Channel based coding".
 - [24] IETF RFC 2782: "A DNS RR for specifying the location of services (DNS SRV)".
 - [25] Void.
 - [26] W3C Recommendation (November 2008): "Extensible Markup Language (XML) 1.0".
- NOTE: Available at <http://www.w3.org/TR/REC-xml/>.
- [27] W3C Recommendation (September 2012): "Media Fragments URI 1.0".
- NOTE: Available at: <http://www.w3.org/TR/media-frags/>.
- [28] IETF RFC 5234: "Augmented BNF for Syntax Specifications: ABNF".
 - [29] ISO 8601-1:2004: "Date and time -- Representations for information interchange -- Part 1: Basic rules".
- NOTE: Available at <https://www.iso.org/obp/ui#iso:std:iso:8601:-1:ed-1:v1:en>.
- [30] Void.
 - [31] ETSI TS 102 809: "Digital Video Broadcasting (DVB); Signalling and carriage of interactive applications and services in Hybrid broadcast/broadband environments".
 - [32] ETSI TS 101 499 (V3.1.1): "Hybrid Digital Radio (DAB, DRM, RadioDNS); SlideShow; User Application Specification".
 - [33] ETSI TS 103 190-2: "Digital Audio Compression (AC-4) Standard; Part 2: Immersive and personalized audio".
 - [34] ISO/IEC 23008-3:2019: "Information technology -- High efficiency coding and media delivery in heterogeneous environments -- Part 3: 3D audio".
 - [35] IETF RFC 4648: "The Base16, Base32, and Base64 Data Encodings"

- [36] ISO/IEC 23001-8:2016: "Information technology -- MPEG systems technologies -- Part 8: Coding-independent code points".
 - [37] ISO/IEC 23003-3:2012: "Information technology -- MPEG audio technologies -- Part 3: Unified speech and audio coding".
 - [38] Recommendation ITU-R BT.2020: "Parameter values for ultra-high definition television systems for production and international programme exchange".
 - [39] Recommendation ITU-R BT.2100: "Image parameter values for high dynamic range television for use in production and international programme exchange".
 - [40] ISO/IEC 23000-19:2019/FDIS: "Information technology -- Multimedia application format (MPEG-A) -- Part 19: Common media application format (CMAF) for segmented media (2nd edition)".
 - [41] ETSI TS 102 822-3-1 (V1.9.2): "Broadcast and On-line Services: Search, select, and rightful use of content on personal storage systems ("TV-Anytime"); Part 3: Metadata; Sub-part 1: Phase 1 - Metadata schemas".
 - [42] ETSI TS 103 491: "DTS-UHD Audio Format; Delivery of Channels, Objects and Ambisonic Sound Fields".
 - [43] IETF RFC 7231: "Hypertext Transfer Protocol (HTTP/1.1): Semantics and Content".
 - [44] T/AI 109.2-2021 Intelligent Media Coding - Part 2: Video
- NOTE: Available at http://avs.org.cn/AVS3_download/en_index.asp
- [45] T/AI 109.6-2022 Intelligent Media Coding – Part 6: Formats
 - [46] ANSI/SCTE 214-1 MPEG DASH for IP-Based Cable Services Part 1: MPD Constraints and Extensions
 - [47] ANSI/SCTE 35 Digital Program Insertion Cueing Message for Cable

2.2 Informative references

References are either specific (identified by date of publication and/or edition number or version number) or non-specific. For specific references, only the cited version applies. For non-specific references, the latest version of the referenced document (including any amendments) applies.

NOTE: While any hyperlinks included in this clause were valid at the time of publication, ETSI cannot guarantee their long term validity.

The following referenced documents are not necessary for the application of the present document but they assist the user with regard to a particular subject area.

- [i.1] DASH-IF: "Guidelines for Implementation: DASH-IF Interoperability Points V3.0".
- [i.2] Void.
- [i.3] Recommendation ITU-T T.35: "Procedure for the allocation of ITU-T defined codes for non-standard facilities".
- [i.4] TTML Media Type Definition and Profile Registry.

NOTE: Available at <https://www.w3.org/TR/ttml-profile-registry/>.

- [i.5] W3C Recommendation 17 November 2016: "Media Source Extensions".
- [i.6] Recommendation ITU-T H.265/ISO/IEC 23008-2: "Information technology - High efficiency coding and media delivery in heterogeneous environments - Part 2: High efficiency video coding".

- [i.7] Abdelhak Bentaleb, Christian Timmerer, Ali C. Begen and Roger Zimmermann: "Bandwidth prediction in low-latency chunked streaming", in Proc. ACM NOSSDAV, Amherst, MA, June 2019 (DOI=10.1145/3304112.3325611).

NOTE: Available at <https://doi.org/10.1145/3304112.3325611>.

- [i.8] DASH.js Low Latency Streaming documentation

NOTE: Available at <https://github.com/Dash-Industry-Forum/dash.js/wiki/Low-Latency-streaming>

- [i.9] A. Bentaleb, M. N. Akcay, M. Lim, A. C. Begen and R. Zimmermann, "Catching the Moment with LoL+ in Twitch-Like Low-Latency Live Streaming Platforms," in IEEE Transactions on Multimedia, doi: 10.1109/TMM.2021.3079288.

NOTE: Available at <https://ieeexplore.ieee.org/document/9429986>

- [i.10] Theo Karagkioulos, Rufael Mekuria, Dirk Griffioen, and Arjen Wagenaar. 2020. Online learning for low-latency adaptive streaming. In Proceedings of the 11th ACM Multimedia Systems Conference (MMSys '20). Association for Computing Machinery, New York, NY, USA, 315–320.

NOTE: Available on DOI: <https://doi.org/10.1145/3339825.3397042>

3 Definition of terms, symbols and abbreviations

3.1 Terms

For the purposes of the present document, the following terms apply:

access unit: unit of a media stream with an assigned Media Presentation time

accessibility: degree to which a media content or certain media content components are available to as many people as possible

adaptation set: set of interchangeable encoded versions of one or several media content components

adjusted segment availability start time: time instant in wall-clock time at which a Segment becomes an available Segment

application: collection of assets and logic that together provide a self-contained interactive service to the user

asset: content including media and metadata together with the rights to use the content by the content provider

audio bundle: set of audio programme components that contribute to the playout of one next generation audio decoder

audio preselection: set of audio programme components representing a version of the Programme that may be selected by a user for simultaneous decoding

NOTE: An audio Preselection is a sub-selection from all available audio programme components of one Programme. An audio Preselection may be considered the NGA equivalent of audio services in predecessor systems, whereby each audio service comprises a complete audio mix.

audio programme component: smallest addressable unit of the audio components of a Programme

available segment: segment that is accessible at its assigned HTTP-URL with optionally an assigned byte range that when requested with an HTTP GET results in a reply with the Segment and a 2xx status code

auxiliary NGA stream: NGA stream delivered using NGA multi-stream delivery, and containing additional audio programme components not contained in the main NGA stream

bitstream switching segment: segment that if present contains essential data to switch to the Representation it is assigned to

content protection: protection of content such that it can only be presented by authorized Devices

content provider: entity that owns or is licensed to sell content or content assets

continuous media: media with an inherent notion of time, for example, speech, audio, video, timed text or timed metadata

DASH metric: metric identified by a key and defined in ISO/IEC 23009-1 [1]

decoder specific information: decoder configuration record

default audio Preselection: audio Preselection including all audio programme components to be decoded when a player is unable to select from the available Preselections

earliest presentation time: smallest presentation time of any access unit of a Media Segment or Subsegment for a media stream

event: aperiodic sparse media-time related auxiliary information to the DASH player or to an application

event stream: sequence of related events

group: collection of Adaptation Sets that are not expected to be presented simultaneously

HTTP-URL: URL with a fixed scheme of "http" or "https"

index segment: segment that primarily contains indexing information for Media Segments

initialization segment: segment containing metadata that is necessary to present the media streams encapsulated in Media Segments

LBR: DTS-HD extension used to implement the low bit rate coding profile

low latency content: audio or video content that is constructed in a manner such that a low latency player can present it with low latency

low latency player: player that supports the low latency features of the present document and can play back content with low latency

main NGA stream: NGA stream delivered using NGA multi-stream delivery, and containing at least all the audio programme components corresponding to the default audio Preselection

media content: one media content period or a contiguous sequence of media content periods

media content component: one continuous component of the media content with an assigned media component type that can be encoded individually into a media stream

media content component type: single type of media content such as audio, video, or text

media content period: set of media content components that have a common timeline as well as relationships on how they can be presented

media presentation: collection of data that establishes a bounded or unbounded presentation of media content

Media Presentation Description (MPD): formalized description for a Media Presentation for the purpose of providing a streaming service

media presentation timeline: concatenation of the timeline of all Periods which itself is common to all Representations in the Period

media segment: segment that complies with media format in use and enables playback when combined with zero or more preceding segments, and an Initialization Segment (if any)

media stream: encoded version of a media content component

media Subsegment: subsegment that only contains media data but no Segment Index

message: part of an event containing information that is exclusively handled by the event handler

MPD start time: approximate presentation start time of a Media Segment signalled in MPD

MPD duration: approximate presentation duration of a Media Segment signalled in MPD

Multiple Representation, Multiple Preselections: configuration of multiple audio Representations that share the same context of Preselection, and which convey one or more than one audio Preselection

period: interval of the Media Presentation, where a contiguous sequence of all Periods constitutes the Media Presentation

player: device responsible for receiving and rendering media services

presentation time: time associated to an access unit that maps it to the Media Presentation timeline

remote element entity: entity that contains one or more elements and is referenced in the MPD with an HTTP-URL contained in an @xlink:href attribute

representation: collection and encapsulation of one or more media streams in a delivery format and associated with descriptive metadata

segment: unit of data associated with an HTTP-URL and optionally a byte range that are specified by an MPD

segment availability end time: time instant in wall-clock time at which a Segment ceases to be an available Segment

segment availability start time: latest time instant in wall-clock time at which a Segment becomes an available Segment

segment index: compact index of the time range to byte range mapping within a Media Segment separately from the MPD

Service Provider (SP): entity providing a service to the end-user

Single Representation, Multiple Preselections: configuration of an audio Representation that contains more than one audio Preselection and comprises all audio programme components belonging to one audio bundle

Single Representation, Single Preselection: configuration of an audio Representation that contains one single audio Preselection

Stream Access Point (SAP): position in a Representation enabling playback of a media stream to be started using only the information contained in Representation data starting from that position onwards (preceded by initializing data in the Initialization Segment, if any)

sub-representation: part of a Representation described in the MPD that is present in the entire Period

subsegment: unit within Media Segments that is indexed by a Segment Index

trick mode: playback in any mode other than forward playback at the recorded speed of the audio/video content ("1x")

NOTE: Examples include fast forward, slow motion, reverse, and random access.

wall-clock time: time as stated by UTC

3.2 Symbols

Void.

3.3 Abbreviations

For the purposes of the present document, the following abbreviations apply.

4CC Four Character Code

AAC	Advanced Audio Coding
AAC-LC	Advanced Audio Coding - Low Complexity
ABNF	Augmented Backus-Naur Form
AC-3	Dolby AC-3 audio coding system

NOTE: According to ETSI TS 102 366 [10].

AC-4	Dolby AC-4 audio coding system
------	--------------------------------

NOTE: According to ETSI TS 103 190-1 [23].

AD	Audio Description
AES	Advanced Encryption Standard
AOT	Audio Object Type
API	Application Programming Interface
ARC	Audio Return Channel
AVC	Advanced Video Coding
AVR	Audio/Video Receiver
AVS3	The 3rd generation of the Audio Video coding Standard
BMFF	Base Media File Format
CBC	Cipher Block Chaining
CBR	Constant Bit Rate
CDN	Content Delivery Network
CENC	Common ENCryption standard
CMAF	Common Media Application Format
CTR	CounTeR
DAB	Digital Audio Broadcasting
DASH	Dynamic Adaptive Streaming over HTTP
DNS	Domain Name System
DRC	Dynamic Range Control
DRM	Digital Rights Management
DSI	Decoder Specific Information
DSL	Digital Subscriber Line
DTS	Generally referring to the DTS-HD and DTS-UHD audio coding systems
DTS-HD	Extended DTS audio coding system

NOTE: According to ETSI TS 102 114 [11].

DTS-UHD	The DTS-UHD audio coding system
---------	---------------------------------

NOTE: According to ETSI TS 103 491 [42].

DVB	Digital Video Broadcasting
EBU	European Broadcasting Union
EBU-TT-D	European Broadcasting Union Time Text - Distribution
GeoIP	Geolocation by IP address
GOP	Group Of Pictures
HbbTV	Hybrid Broadcast Broadband TV
HD	High Definition
HDMI	High-Definition Multimedia Interface
HDR	High Dynamic Range
HDTV	High Definition TeleVision
HE-AAC	High Efficiency Advanced Audio Coding
HEVC	High Efficiency Video Coding
HFR	High Frame Rate
HLG	Hybrid Log-Gamma
HTTP	HyperText Transfer Protocol
HTTPS	Hypertext Transfer Protocol - Secure
IDR	Instantaneous Decoding Refresh
IETF	Internet Engineering Task Force
IRD	Integrated Receiver-Decoder
ISO BMFF	ISO Base Media File Format
ISP	Internet Service Provider

JTC	Joint Technical Committee
KID	Key Identification
LFE	Low Frequency Effects
MHAS	MPEG-H Audio Stream
MHEG	Multimedia and Hypermedia information coding Expert Group
MHP	Multimedia Home Platform
MIME	Multipurpose Internet Mail Extensions
MPD	Media Presentation Description
MPEG	Moving Pictures Expert Group
MRMP	Multiple Representation, Multiple Preselections
MSB	Most Significant Bit
MSE	Media Source Extensions
NAL	Network Abstraction Layer
NGA	Next Generation Audio
NTP	Network Time Protocol
OETF	Opto-Electrical Transfer Function
PCM	Pulse Code Modulation
PES	Packetised Elementary Stream
PID	Packet Identifier
PPS	Picture Parameter Set
PQ	Perceptual Quantization
PS	Parametric Stereo
PVR	Personal Video Recorder
RAP	Random Access Point
RFC	Request For Comments
S/PDIF	Sony Philips Digital Interface
SAP	Stream Access Point
SBR	Spectral Band Replication
SD	Standard Definition
SEI	Supplemental Enhancement Information
SPS	Sequence Parameter Set
SRMP	Single Representation, Multiple Preselections
SRSP	Single Representation, Single Preselection
SSL	Secure Sockets Layer
TCP	Transmission Control Protocol
TTML	Timed Text Markup Language
TV	TeleVision
TVA	TV Anytime
UHDTV	Ultra High Definition TeleVision
UHDTV2	Ultra High Definition TeleVision2
UI	User Interface
URI	Uniform Resource Identifier
URL	Uniform Resource Locator
URN	Uniform Resource Name
UTC	Coordinated Universal Time
UTF-8	UCS Transformation Format-8-bit
UUID	Unique Universal IDentifier
VBR	Variable Bit Rate
VPS	Video Parameter Set
VUI	Video Usability Information
WOFF	Web Open Font Format
XML	eXtensible Markup Language

4 DASH Constraints, HTTP Support, and Synchronization

4.1 DVB Profile of MPEG-DASH

The DVB Profile of MPEG-DASH, known as an "interoperability point" by MPEG, is based on the merging of the ISO/IEC 23009-1 [1], ISO Base media file format live profile and ISO Base media file format On Demand profile. In addition it includes "xlink" but only in combination with the actuate property set to "onLoad".

The DVB profile excludes multiplexed representations, segment list addressing and "xlink" with the actuate property set to "onRequest".

Two versions of the DVB DASH profile are defined, each with a unique URNs as follows:

- a) urn:dvb:dash:profile:dvb-dash:2014 is for use for presentations that comply with the present document and which, for each media type that is included in the presentation, include at least one AdaptationSet that is compatible with a player that does not support any of HDR (clauses 5.2.6 and 5.2.7), HFR (clause 5.2.8) and NGA (clauses 6.3.2 and 6.8).
- b) urn:dvb:dash:profile:dvb-dash:2017 is for use for presentations that comply with the present document and which include one or more video or audio AdaptationSets that are only compatible with a player that supports HDR (clause 5.2.6 and 5.2.7), HFR (clause 5.2.8) or NGA (clauses 6.3.2 and 6.8) or are dependent on correct processing of an EssentialProperty descriptor.

4.2 Media Presentation Description Constraints

4.2.1 General

The MPD shall conform to the constraints in clause 4.2 in addition to the rules for the MPD as defined in ISO/IEC 23009-1 [1], clause 7.3.

NOTE: MPDs, or their constituent parts, which do not conform to the constraints in clause 4.2 may be ignored by the player.

MPDs shall not contain an XML Document Type Definition ("<!DOCTYPE ...>").

4.2.2 Constraints on Period elements (common Period constraints)

- The Subset element may be ignored.
- The Period.SegmentList element shall not be present.
- If a Period element contains multiple Adaptation Sets with @contentType="video" then at least one Adaptation Set shall contain a Role element with @schemeIdUri="urn:mpeg:dash:role:2011" and @value="main".
- Remote elements with @xlink:actuate set to "onRequest" may be ignored.
- In a remote period @xlink:actuate shall not be present to avoid circular and repeated resolution.
- Each Period element shall conform to either clause 4.2.3 or 4.2.6.

NOTE: This means that each Period can be either based on ISO Base media file format live profile or ISO Base media file format On Demand profile, but not any combination of both.

4.2.3 Constraints on Period elements conforming to Live profile

- AdaptationSet elements that do not conform to clause 4.2.4 may be ignored.

4.2.4 Constraints on AdaptationSet elements (for Live Periods)

- The @group attribute may be ignored.
- Any Adaptation Set without an @contentType attribute may be ignored
- Adaptation Sets which contain BaseURL elements with Absolute BaseURLs may be ignored.
- Any AdaptationSet with a ContentComponent element may be ignored.

NOTE 1: This is so that Adaptation Sets with multiplexed media streams may be ignored.

- AdaptationSet element can be ignored unless AdaptationSet.SegmentTemplate is present and/or the Representation.SegmentTemplate element is present for each Representation within this Adaptation Set.

NOTE 2: SegmentTimeline is supported according to ISO/IEC 23009-1 [1].

- AdaptationSet element that contains more than one Representation can be ignored unless all of the following hold:
 - AdaptationSet@segmentAlignment is present and has value of 'true' or '1'.

NOTE 3: Whilst segments are required to align within the Representations of an AdaptationSet, there is no requirement for alignment of segments between one AdaptationSet and another. MPDs may contain AdaptationSets that have different segment durations from each other.

- AdaptationSet@startWithSAP is present and has value of 1 or 2.
- The MPD@maxSegmentDuration attribute is present or MPD@type="static".
- Representation elements that do not conform to 4.2.5 may be ignored.

NOTE 4: AdaptationSets may legitimately include one or more pairs of Representations which, under the requirements of clause 10.4, conformant players are not required to switch between. One example use case for such an AdaptationSet can be found in clause 11.4.

4.2.5 Constraints on Representation elements (for Live Periods)

- Representations with a value of the @mimeType attribute starting with a string other than "xxx/mp4" where xxx is one of "video", "audio", "application" or "text" may be ignored. Additional profile or codec specific parameters may be added to the end of the value of the @mimeType attribute.
- Representations not inferred to have an @profiles attribute equal to "urn:dvb:dash:profile:dvb-dash:isoff-ext-live:2014" may be ignored.

NOTE: There is no 2017 version of the above profile URN.

- Representations which contain BaseURL elements with Absolute BaseURLs may be ignored.

4.2.6 Constraints on Period elements conforming to On Demand profile

- The Period.SegmentTemplate element shall not be present.
- AdaptationSet elements that do not conform to clause 4.2.7 may be ignored.

4.2.7 Constraints on AdaptationSet element (On Demand)

- The @group attribute may be ignored.
- Any AdaptationSet without an @contentType attribute may be ignored
- Any AdaptationSet with a ContentComponent element may be ignored.

NOTE 1: This is so that Adaptation Sets with multiplexed media streams may be ignored.

- AdaptationSet element can be ignored unless for each Representation within this Adaptation Set Representation.BaseURL is present.
- If either the AdaptationSet.SegmentList or the AdaptationSet.SegmentTemplate element is present in an AdaptationSet element then this AdaptationSet element may be ignored.
- If an AdaptationSet element contains more than one Representation element, then this AdaptationSet element can be ignored unless AdaptationSet@subsegmentAlignment is present and has value of 'true' and AdaptationSet@subsegmentStartsWithSAP is present and has value of 1 or 2.
- Representation elements that do not conform to clause 4.2.8 may be ignored.

NOTE 2: AdaptationSets may legitimately include one or more pairs of Representations which, under the requirements of clause 10.4, conformant players are not required to switch between. One example use case for such an AdaptationSet can be found in clause 11.4.

4.2.8 Constraints on Representation element (On Demand)

- Representations with a value of the @mimeType attribute starting with a string other than "xxx/mp4" where xxx is one of "video", "audio", "application" or "text" may be ignored. Additional profile or codec specific parameters may be added to the end of the value of the @mimeType attribute.
- Representations not inferred to have an @profiles attribute equal to "urn:dvb:dash:profile:dvb-dash:isoff-ext-on-demand:2014" may be ignored.

NOTE: There is no 2017 version of the above profile URN.

- If either the Representation.SegmentList or the Representation.SegmentTemplate element is present in a Representation element then this Representation element may be ignored.
- If the Representation element does not contain a BaseURL element then this Representation element may be ignored.
- If Representation consists of a single Segment that complies with Indexed Media Segment or Indexed Self-Initializing Media Segment, this Representation element can be ignored unless SegmentBase@indexRange is present.

4.2.9 Constraints for low latency content

- Low latency content using chunked segments (see clause 11.18.1) that are available to players before they are complete is signalled using the SegmentTemplate@availabilityTimeOffset attribute in combination with the SegmentTemplate@availabilityTimeComplete attribute set to "false".

NOTE: The similarly named BaseURL@availabilityTimeOffset and BaseURL@availabilityTimeComplete attributes are not used for the purposes of low latency live streaming.

- The value of SegmentTemplate@availabilityTimeOffset shall not exceed the segment duration given by SegmentTemplate@duration divided by the value of appropriate @timescale attribute.

EXAMPLE: An AdaptationSet using 3,84 second media segments with a 960 ms chunk duration would typically be signalled with SegmentTemplate@availabilityTimeOffset="2,88" and SegmentTemplate@availabilityTimeComplete="false". These attributes taken together convey the semantics that an incomplete segment starts to become available 2,88 seconds prior to its segment availability time.

- Low latency content using short segments that do not need to be delivered progressively does not require signalling using the SegmentTemplate@availabilityTimeOffset or SegmentTemplate@availabilityTimeComplete attributes.
- A ServiceDescription element containing zero or one Latency elements and zero or one PlaybackRate elements should be used to describe low latency content, positioned at either the MPD or Period level as

appropriate. If Scope elements are used then the schemeIdUri "urn:dvb:dash:lowlatency:scope:2019" can be used to target low latency players adhering to the present document.

4.3 Segment Format Constraints

For Representations and Segments referred to by the Representations in the profile-specific MPD for this profile, the following constraints shall be met:

- For Periods conforming to clause 4.2.3 or 4.2.6:
 - Representations and segments shall comply with the formats defined in ISO/IEC 23009-1 [1], clause 7.3.
 - In Media Segments, all Segment Index ('sidx') and Subsegment Index ('ssix') boxes, if present, shall be placed before any Movie Fragment ('moof') boxes.
 - Subtitle segments shall be available at or before the time at which other media segments with which they are presented become available.
 - All the initialization segments for Representations within an Adaptation Set shall have the same sample entry type (see ISO/IEC 14496-12 [6]). For example the inclusion of 'avc1' and 'avc3' based Representations or 'avc3' and 'hev1' based Representations within an Adaptation Set is not permitted.
 - The movie fragment box ('moof') shall contain only one track fragment box ('traf').
 - All Representations within an Adaptation Set shall have the same track_ID. The track_ID is located in the track header box and track fragment header box.
 - Representations should conform to the requirements for a CMAF Track defined in clause 7.3.2.2 of ISO/IEC 23000-19 [40]. Initialization segments should conform to the requirements for a CMAF Header defined in clause 7.3.2.1 of ISO/IEC 23000-19 [40] and Media segments should conform to the requirements for a CMAF fragment defined in clause 7.3.2.4 of ISO/IEC 23000-19 [40]. Conformance may be signalled by the @segmentProfiles attribute in the Adaptation Set by brands defined in clause 7.2 of ISO/IEC 23000-19 [40].
- For Periods conforming to clause 4.2.6:
 - Each Representation shall have only one Segment. This segment shall comply with the Self-Initializing Media Segment as defined in clause 6.3.5.2 of ISO/IEC 23009-1 [1].
 - The segment shall contain only one single Segment Index box ('sidx') for the entire segment.
 - Representations should conform to the requirements for a CMAF Track File defined in clause 7.3.3.3 of ISO/IEC 23000-19 [40]. Conformance may be signalled by the @segmentProfiles attribute in the Adaptation Set by brands defined in clause 7.2 of ISO/IEC 23000-19 [40].

As stated in clause 6.3.4.2 of ISO/IEC 23009-1 [1], media segments may contain more than one pair of 'moof' and 'mdat' boxes. For example, a video segment may have one moof/mdat pair for each individual video frame, or it may have all frames covered by a single moof/mdat pair, or it may have an intermediate number of frames covered by each of a number of moof/mdat pairs in the segment. Similarly, an audio segment may have one moof/mdat pair for each ISO/BMFF audio sample or it may have all ISO/BMFF audio samples covered by a single moof/mdat pair, or it may have an intermediate number of samples covered by each of a number of moof/mdat pairs in the segment.

4.4 Presence of Attributes and Elements

Elements and attributes are expected to be present for certain Adaptation Sets and Representations to enable suitable initial selection and switching.

Specifically the following applies:

- For any Adaptation Sets with @contentType="video" the following attributes should be present:
 - @maxWidth (or @width if all Representations have the same width)

- @maxHeight (or @height if all Representations have the same height)
- @maxFrameRate (or @frameRate if all Representations have the same frame rate)
- @par (Picture Aspect Ratio)

NOTE: The attributes @maxWidth and @maxHeight are expected to be used such that they describe the target display size. This means that they may exceed the actual largest size of any coded Representation in one Adaptation Set.

- For any Representation within an Adaptation Set with @contentType="video" the following attributes shall be present:
 - @width, if not present in the AdaptationSet element
 - @height, if not present in the AdaptationSet element
 - @frameRate, if not present in the AdaptationSet element
 - @scanType, if interlaced pictures are used within any Representation in the Adaptation Set
- For any Representation within an Adaptation Set with @contentType="video" the following attributes should be present or inherited from the Adaptation Set:
 - @sar (Sample Aspect Ratio)
- For any Representation within an AdaptationSet with @contentType="video" for which the picture aspect ratio is other than 16:9, at least one of the attributes @par and @sar shall be present or inherited from the Adaptation Set.

For any Representation or Adaptation Set containing a FailoverContent element, a player may choose to ignore that Representation or Adaptation Set.

4.5 Dimension Constraints

It is mandatory that:

- The MPD size before and after xlink resolution shall not exceed 256 Kbytes.
- The MPD has a maximum of 64 periods before and after xlink resolution.
- The MPD has a maximum of 16 adaptation sets per period.
- The MPD has a maximum of 16 representations per adaptation set.
- Segment duration shall be at least 960 ms, except for the last segment of a Period which may be shorter.

NOTE: This value is chosen to be close to one second. The specific value is a favourable duration for the alignment of audio and video chunk durations in 50 Hz systems, based on typical audio frame duration and efficient video GOP structures.

- Subtitle segments shall have a maximum segment size of 512 Kbytes.
- Where subsegments are not signalled, each video segment shall have a duration of not more than 15 seconds.
- Where subsegments are not signalled, each audio segment shall have a duration of not more than 15 seconds.
- Each video subsegment shall have a duration of not more than 15 seconds.
- Each audio subsegment shall have a duration of not more than 15 seconds.

4.6 Server Requirements

Servers shall support HTTP 1.1 as defined in IETF RFC 7230 [17] and the use of Cookies as specified in IETF RFC 6265 [18].

4.7 Availability Time Synchronization between Player and Server

4.7.1 Background

MPEG DASH includes provision for MPDs and segments that appear and disappear over time. In order to properly access these, DASH servers and Players should synchronize their clocks to a globally accurate time standard.

Specifically Segment Availability Times are expected to be accurately announced in the MPD and the Player needs to have access to the same time base as the MPD generation in order to enable a proper service. In order to ensure this, this clause provides server and Player requirements to ensure proper operation of a live service.

4.7.2 Service Provider Requirements

If the MPD is dynamic or if the MPD@availabilityStartTime is present then the service provider shall provide an MPD as follows:

- The MPD should contain at least one UTCTiming element (as defined in ISO/IEC 23009-1 [1]) with the @schemeIdURI attribute set to one of the following:
 - urn:mpeg:dash:utc:ntp:2014
 - urn:mpeg:dash:utc:http-head:2014
 - urn:mpeg:dash:utc:http-xdate:2014
 - urn:mpeg:dash:utc:http-iso:2014
 - urn:mpeg:dash:utc:http-ntp:2014
- If the MPD does not contain any UTCTiming element then the segments shall be available at the latest at the announced segment availability time using a globally accurate timing source with a tolerance of at most 200 ms.
- If the MPD contains an UTCTiming element then:
 - the announced timing information in the UTCTiming element shall be accessible to the DASH Player; and
 - the segments shall be available at the latest at the announced segment availability time in the MPD for any device that uses one of announced time synchronization methods at the same time.

If urn:mpeg:dash:utc:http-head:2014 is used, care must be taken to ensure that the server(s) being referenced will respond with a Date header that represents the current time. Since the HTTP Date header represents the time the response message was created and not the time that it was served from any cache, unintended behaviour may result from using URLs that point to cached content, e.g. via a CDN. Leap seconds can be added or removed from UTC periodically. This may affect long running live DASH streams and in particular low latency streams. Content providers can provide signalling about the relationship between the availability time and current and upcoming leap seconds as described in clause 11.18.2.4.

Servers may provide time using a different time zone to the one being used by Players or in the MPD.

4.7.3 Player Requirements

If the MPD is dynamic or if the MPD@availabilityStartTime is present, then the Player does the following:

- If the MPD does not contain any **UTCTiming** elements (as defined in ISO/IEC 23009-1 [1]), the Player should acquire an accurate wall-clock time from its system. The anticipated inaccuracy of the timing source should be taken into account when requesting segments close to their segment availability time boundaries.
- If the MPD contains a **UTCTiming** element with the **@schemeIdURI** attribute set to "urn:mpeg:dash:utc:http-head:2014" or "urn:mpeg:dash:utc:http-xdate:2014" then the following requirements apply:
 - The Player shall use one of the timing information sources listed in the MPD to synchronize its clock.
 - The Player shall not request segments prior to the segment availability start time with reference to any of the chosen **UTCTiming** methods. The Player may take into account the accuracy of the timing source as well as any transmission delays when it makes segment requests.
- If the Player observes that segments are not available at their segment availability start time, the Player shall use the recovery methods defined in clause 10.8.
- Players should not access the server indicated in the **UTCTiming** element more frequently than is necessary. For example, it should not be requesting the time prior to retrieving every segment.
- Players shall process at least the integer part of a non-integer value of seconds in time server responses in format "urn:mpeg:dash:utc:http-xdate:2014" and, where supported, in format "urn:mpeg:dash:utc:http-iso:2014".
- Low latency players shall be able to process a non-integer value of seconds in time server responses to determine the time to sub-second accuracy.

4.8 MPD Update Requirements

4.8.1 Common supported MPD updates when @type="dynamic"

When an MPD with **@type="dynamic"** is updated, the following changes are permitted and shall be supported by players.

1. Representations or **AdaptationSet** elements may be added to a **Period** (but not removed).
2. An **S** element in a **SegmentTimeline** Element may be added, removed or updated to include new segment references and remove segment references that are no longer available.
3. **MPD@type** may change from dynamic to static (see 10.9.7 and 11.19).
4. **BaseURL** element in a **Period** may be added, removed or updated.
5. Events may be added or removed in an **EventStream** element.
6. **InbandEventStream** or **EventStream** elements may be added or removed.
7. A **Period** Element may be removed without removing references to available segments.
8. A **Period** Element may be added without removing references to available segments.

4.8.2 Optionally Supported MPD update Changes when @type="dynamic"

When an MPD with **MPD@type="dynamic"** is updated, the following changes are optional for players to support.

1. **Representation@bandwidth** may be changed for a corresponding **Representation** or **AdaptationSet** in a corresponding **Period**.
2. **UTCTimingElement** may be changed.

4.8.3 Constraints to MPD updates

When an MPD with **MPD@type="dynamic"** is updated, the following constraints shall apply.

1. The attribute **MPD@timeShiftBufferDepth** shall not change.
2. The attribute **MPD@availabilityStartTime** shall not change.
3. The attribute **MPD@maxSegmentDuration** shall not change to a larger duration.
4. The attribute **Period@AssetIdentifier** shall not change for a corresponding **Period** element.
5. **Period@id** and **@start** for the same period and when **MPD@type="dynamic"** shall not change.
6. A **Role** Element element a corresponding **Representation** or **AdaptationSet** shall not change.

7. An AudioConfiguration Element for a corresponding Representation or AdaptationSet in a corresponding Period shall not change.
8. The attribute SegmentTemplate@timescale for a corresponding Representation or AdaptationSet in a corresponding Period shall not change.
9. The attribute @contentType for a corresponding Representation or AdaptationSet in a corresponding Period shall not change.
10. The attribute @codecs for a corresponding Representation or AdaptationSet in a corresponding Period shall not change.
11. The attribute @id for a corresponding Representation or AdaptationSet in a corresponding Period shall not change.
12. The attribute @lang for a corresponding Representation or AdaptationSet in a corresponding Period shall not change.

4.8.4 Required MPD updates

When an MPD with MPD@type="dynamic" is updated, the following shall apply.

1. The MPD@publishTime shall be set to the time the MPD was published.

5 DASH Specific Aspects for Video

5.1 DASH Specific Aspects for H.264/AVC Video

5.1.1 Profiles Supported

Video encoded with H.264/AVC shall comply with the limitations set out in ETSI TS 101 154 [3], clause L.3.2. DVB-DASH MPDs that include video encoded with AVC shall include content compatible with the avc_hd_50_level40 or avc_hd_60_level40 player conformance points from ETSI TS 101 154 [3] unless targeting devices that are known to support other capabilities, e.g. aspect ratios other than 4:3 and 16:9.

Encoded video may use additional luminance resolutions for adaptive streaming listed in Table 25 and Table 26.

5.1.2 H.264/AVC Specifics

The encapsulation of H.264/AVC video data is based on the ISO BMFF as defined in ISO/IEC 14496-15 [4].

Segments shall start with SAP types 1 or 2 as described in ISO/IEC 14496-12 [6].

Players which support H.264 shall support both sample entries using 'avc1' and 'avc3' (both storage for SPS/PPS within the initialization segment or inband within the media segment).

Content should be offered using Inband Storage for SPS/PPS i.e. sample entries 'avc3' and 'avc4' based on ISO/IEC 14496-15 [4]. Content may be offered using either of the 'avc1' or 'avc2' sample entries. In this case, the Initialization Segment shall be common for all Representations within an Adaptation Set and the following shall hold:

- For video Representations, the width and height values in the track header box shall have the nominal display size in square pixels after decoding, H.264/AVC cropping, and rescaling.
- All information necessary to decode any Segment chosen from the Representations shall be provided in the Initialization Segment. For example, movie box for video Representation shall contain H.264/AVC decoder configuration records including all encoding parameters (i.e. Sequence Parameter Sets and Picture Parameter Sets) used for Representations in the Adaptation Sets for the entire period.

Where 'avc3' or 'avc4' sample entries are used, video segments should contain all SPS and PPS NALs referenced by a coded video sequence in the first access unit of that coded video sequence. In any event, the content of a picture parameter set with a particular pic_parameter_set_id shall not change within a coded video sequence.

Initialization segments being common means that all Representations in an Adaptation Set will have identically the same 'std' box. There will be one entry in the 'std' box for each Representation. Representations encoded with different

"parameters" will use the sample description_index in the Track Fragment Header to identify which of the sample entries in the 'std' box is applicable to them.

5.1.3 Signalling of the Codec Profile

For representations in the scope of DVB-DASH 2014 profile, the video codec profile, level and constraints should be signalled within the MPD using the @codecs attribute. For representations in the scope of the DVB-DASH 2017 profile, these shall be signalled. If present, the value of the @codecs attribute shall be set in accordance with IETF RFC 6381 [5], clause 3.3.

An H.264/AVC codec string is therefore of the form described by the following ABNF notation (see IETF RFC 5234 [28]):

```
CODECSTRING = AVCVERSION "." PROFILE CONSTRAINTS LEVEL
AVCVERSION = "a" "v" "c" ("1" / "2" / "3" / "4")
PROFILE = HEXBYTE
CONSTRAINTS = HEXBYTE
LEVEL = HEXBYTE
HEXBYTE = 2(HEXDIG)
```

Where:

AVCVERSION corresponds to the name of the sample description entry within an ISO BMFF File. This is the name of the AVCSampleEntry stored in the 'std' box for the media track.

PROFILE, CONSTRAINTS and LEVEL come from an SPS NAL unit, and are also carried within the AVCDecoderConfigurationRecord:

- PROFILE is a hexadecimal representation of the AVCProfileIndication stored within the AVC Sample Entry.
- CONSTRAINTS is a hexadecimal representation of the profile_compatibility stored within the Visual Sample Entry.
- LEVEL is a hexadecimal representation of the AVCLevelIndication stored within the Visual Sample entry.

The values given for profile, constraints and level shall be such that a Player able to decode the identified profile and level can decode the media, but the values are not required to indicate the minimum capabilities required to decode the media.

The @codecs attribute may be signalled on the AdaptationSet, in which case it shall be possible to decode every representation within the AdaptationSet with a Player with capabilities matching the signalled requirements.

Examples of the signalling for various common profiles and levels are shown in Table 1.

Table 1: H.264/AVC Codec Parameter Examples

Profile	Level	@codecs Parameter (avc1 sample entry)	@codecs Parameter (avc3 sample entry)
Constrained Baseline	2.1	avc1.42c015	avc3.42c015
Constrained Baseline	3.0	avc1.42c01e	avc3.42c01e
Main	3.0	avc1.4d401e	avc3.4d401e
Main	3.1	avc1.4d401f	avc3.4d401f
High	3.0	avc1.64001e	avc3.64001e
High	3.1	avc1.64001f	avc3.64001f
High	3.2	avc1.640020	avc3.640020
High	4.0	avc1.640028	avc3.640028

5.1.4 Signalling within the AVCSampleEntry in an initialization segment

The AVCSampleEntry contained within the initialization segment of an H.264/AVC track contains a number of values indicating information about the encoded video. These values shall always be set such that the encoded video in all Representations using this initialization segment does not exceed the size, profile, level or compatibility indicated within the initialization segment, however the values are not required to indicate the exact size or nature of the specific stream.

5.2 DASH Specific Aspects for HEVC Video

5.2.1 HEVC Specifics

The encapsulation of HEVC video data in ISO BMFF is defined in ISO/IEC 14496-15 [4]. Players which support HEVC shall support both sample entries using 'hvc1' and 'hev1' (both storage for VPS/SPS/PPS within the initialization segment or inband within the media segment).

Segments shall start with SAP types 1 or 2 as described in ISO/IEC 14496-12 [6]. Where 'hev1' sample entries are used, video segments should contain all SPS and PPS NALs referenced by a coded video sequence in the first access unit of that coded video sequence. In any event, the content of a picture parameter set with a particular pic_parameter_set_id shall not change within a coded video sequence.

5.2.2 Signalling of the Codec Profile

For representations in the scope of the DVB-DASH 2014 profile, the video codec profile, level and constraints should be signalled within the MPD using the @codecs attribute. For representations in the scope of the DVB-DASH 2017 profile, these shall be signalled. If present, the value of the @codecs attribute shall be set in accordance with ISO/IEC 14496-15 [4], clause A.3.

NOTE 1: ISO/IEC 14496-15 [4] contains a significant bug with the codec parameters that will be corrected in Corrigendum 1. The text in the present document reflects the correction.

NOTE 2: An HEVC codec string is of the form described by the following ABNF notation (see IETF RFC 5234 [28]):

```
CODECSTRING = CODEC "." PROFILE "." LEVEL "." CONSTRAINTS
CODEC = ("h" "e" "v" "1" / "h" "v" "c" "1" )
PROFILE = PROFILE_SPACE PROFILE_IDC "." PROFILE_COMPATIBILITY
PROFILE_SPACE = "" / ALPHA
PROFILE_IDC = 1*3(DIGIT)
PROFILE_COMPATIBILITY = 1*8(HEXDIG)
LEVEL = TIER LEVEL_IDC
TIER = "L" / "H"
LEVEL_IDC = 1*3(DIGIT)
CONSTRAINTS = 2(HEXDIG) [ "." CONSTRAINTS ]
```

Where:

CODEC corresponds to the name of the sample description entry within an ISO BMFF File. This is the name of the HEVCSampleEntry stored in the 'std' box for the media track.

The other values are generated from values carried within the HEVCDecoderConfigurationRecord, which itself contains information from HEVC Parameter Sets:

- PROFILE_SPACE is the general_profile_space, encoded as no character (general_profile_space == 0), or 'A', 'B', 'C' for general_profile_space 1, 2, 3. General_profile_space is used to indicate the version of the HEVC specification in which the profile is defined.
- PROFILE_IDC is the decimal representation of general_profile_idc.
- PROFILE_COMPATIBILITY is general_profile_compatibility_flags, but in reverse bit order, in a hexadecimal representation (leading zeroes may be omitted).
- TIER represents the general_tier_flag, with 'L' indicating the flag is 0, and 'H' indicating the flag is 1.
- LEVEL_IDC is the decimal representation of general_level_idc.
- CONSTRAINTS is a hexadecimal representation of the general_constraint_indicator_flags. Each byte is separated by a '.', and trailing zero bytes may be omitted.

NOTE 3: The absence of a constraint being signalled in a @codecs attribute does not imply that the constraint is not met by the media.

The values used shall be such that a Player able to decode the identified profile and level can decode the media, but the values are not required to indicate the minimum capabilities required to decode the media.

The @codecs attribute may be signalled on the AdaptationSet, in which case it shall be possible to decode every representation within the AdaptationSet with a Player with capabilities matching the signalled requirements.

Examples of the signalling for various common profiles, level and constraint combinations are shown in Table 2.

Table 2: HEVC Codec Parameter Examples

Profile	Level	Tier	Constraints	@codecs Parameter (hvc1 sample entry)	@codecs Parameter (hev1 sample entry)
Main	3.1	Main	None	hvc1.1.6.L93.00	hev1.1.6.L93.00
			progressive_source, frame_only, non_packed	hvc1.1.6.L93.B0	hev1.1.6.L93.B0
Main	4.1	Main	None	hvc1.1.6.L123.00	hev1.1.6.L123.00
			progressive_source, frame_only, non_packed	hvc1.1.6.L123.B0	hev1.1.6.L123.B0
Main	5.1	Main	None	hvc1.1.6.L153.00	hev1.1.6.L153.00
			progressive_source, frame_only, non_packed	hvc1.1.6.L153.B0	hev1.1.6.L153.B0
Main 10	3.1	Main	None	hvc1.2.4.L93.00	hev1.2.4.L93.00
			progressive_source, frame_only, non_packed	hvc1.2.4.L93.B0	hev1.2.4.L93.B0
Main 10	4.1	Main	None	hvc1.2.4.L123.00	hev1.2.4.L123.00
			progressive_source, frame_only, non_packed	hvc1.2.4.L123.B0	hev1.2.4.L123.B0
Main 10	5.1	Main	None	hvc1.2.4.L153.00	hev1.2.4.L153.00
			progressive_source, frame_only, non_packed	hvc1.2.4.L153.B0	hev1.2.4.L153.B0

5.2.3 Profiles Supported

Video encoded with HEVC shall comply with the limitations set out in ETSI TS 101 154 [3], clause L.3.3 DVB-DASH MPDs that include video encoded with HEVC shall include content compatible with at least one of the HEVC player conformance points from ETSI TS 101 154 [3] unless targeting devices that are known to support other capabilities, e.g. aspect ratios other than 4:3 and 16:9.

Encoded video may use additional luminance resolutions for adaptive streaming listed in Table 25, Table 27 and 27a.

5.2.4 Location of SEI messages

ISO/IEC 14496-15 [4] clauses 8.3.2 and 4.3.2 allow for SEI messages in general to be contained in parameter set arrays or in media samples.

Where it is necessary to include SEI messages in a Representation to give information which alters or supplements that specified in VPS, SPS or PPS (for example updates to transfer characteristics carried in the VUI fields), then those SEI messages should be placed as follows:

- For hev1 streams with parameter sets within the media samples, such SEI messages are included in the media samples and shall be placed as specified in ETSI TS 101 154 [3] clause L.3.3.8.
- For hvc1 streams with parameter sets within the sample entries in the initialization segment, such SEI messages are included in the HEVC decoder configuration record (see ISO/IEC 14496-15 [4] clause 8.3.3.1) in the sample entries and apply to all coded video sequences in the Representation. Any SEI array shall be placed after all arrays carrying NAL units of type VPS_NUT, SPS_NUT and PPS_NUT.

The present document does not constrain the location of other types of SEI message.

NOTE: As defined in ISO/IEC 14496-15 [4], clause 8.3.3.1.3 only SEI messages of a declarative nature and which affect the entire stream may be placed in the sample entries.

5.2.5 Colour format and transfer characteristics signalling

Information on colour primaries, matrix coefficients and transfer characteristics may be signalled using EssentialProperty or SupplementalProperty descriptors applied to an AdaptationSet as defined in this clause.

Table 3 lists the @schemeIdUri attribute values defined for this signalling, and the associated semantics when used within an EssentialProperty or SupplementalProperty descriptor of an AdaptationSet.

This signalling shall only be applied at the AdaptationSet level, i.e. all Representations in one AdaptationSet are required to have the same colour primaries, matrix coefficients and transfer characteristics. In each case, where no descriptor is present, it may be assumed that the Recommendation Recommendation ITU-R BT.709 [21] value applies.

The @value attribute of the descriptors using these schemes shall be an integer value defined in Table 2, 3 or 4 of ISO/IEC 23001-8 [36].

The values used in EssentialProperty descriptors with schemes urn:mpeg:mpegB:cicp:ColourPrimaries, urn:mpeg:mpegB:cicp:MatrixCoefficients and urn:mpeg:mpegB:cicp:TransferCharacteristics shall match the values of the colour_primaries, matrix_coeffs and transfer_characteristics fields respectively of the VUI.

Table 3: Colour format and transfer characteristic signalling

@schemeIdUri	Use in EssentialProperty descriptor	Use in SupplementalProperty descriptor
urn:mpeg:mpegB:cicp:ColourPrimaries	Indicates that the player has to support the specified colour primaries in order to correctly present any Representation within the AdaptationSet.	Not defined
urn:mpeg:mpegB:cicp:MatrixCoefficients	Indicates that the player has to support the specified matrix coefficients in order to correctly present any Representation within the AdaptationSet.	Not defined
urn:mpeg:mpegB:cicp:TransferCharacteristics	Indicates that the player has to support the specified transfer characteristics in order to correctly present any Representation within the AdaptationSet.	Indicates that the Representations of this AdaptationSet have transfer characteristics that are better described by this descriptor than any EssentialProperty descriptor with the same @schemeIdUri. This value should be used in preference by players that support it.

5.2.6 High Dynamic Range using HLG10

The bitstream format for HLG10 shall be as defined in clause L.3.3 of ETSI TS 101 154 [3], particularly clause L.3.3.6. Clause 5.2.4 contains guidance on the location of certain types of SEI message. The alternative_transfer_characteristics SEI message shall be located in accordance with that guidance.

Except where a DASH MPD is intended for use only with players already known to support BT.2020, use of HLG10 within an AdaptationSet shall be signalled as follows:

- MPD and AdaptationSet profile signalling in accordance with clause 4.1 indicating urn:dvb:dash:profile:dvb-dash:2017
- An EssentialProperty descriptor with @schemeIdUri = "urn:mpeg:mpegB:cicp:ColourPrimaries" and @value="9"
- An EssentialProperty descriptor with @schemeIdUri = "urn:mpeg:mpegB:cicp:MatrixCoefficients" and @value="9"

- An EssentialProperty descriptor with @schemeIdUri = "urn:mpeg:mpegB:cicp:TransferCharacteristics" and @value="14" (indicating BT.2020 OETF)
- A SupplementalProperty descriptor with @schemeIdUri = "urn:mpeg:mpegB:cicp:TransferCharacteristics" and @value="18" (indicating preferred transfer characteristics of BT.2100 HLG system)

NOTE: Signalled in this way, HLG10 content is backwards compatible with players supporting BT.2020.

An MPD and AdaptationSet for use only with players known to support BT.2020 may use the urn:dvb:dash:profile:dvb-dash:2014 profile identifier and omit the three EssentialProperty descriptors listed above. The SupplementalProperty descriptor should still be used.

5.2.7 High Dynamic Range using PQ10

The bitstream format for PQ10 shall be as defined in clause L.3.3 of ETSI TS 101 154 [3], particularly clauses L.3.3.6 and L.3.3.10.

Use of PQ10 within an AdaptationSet shall be signalled as follows:

- MPD and AdaptationSet profile signalling in accordance with clause 4.1 indicating urn:dvb:dash:profile:dvb-dash:2017
- An EssentialProperty descriptor with @schemeIdUri = "urn:mpeg:mpegB:cicp:ColourPrimaries" and @value="9"
- An EssentialProperty descriptor with @schemeIdUri = "urn:mpeg:mpegB:cicp:MatrixCoefficients" and @value="9"
- An EssentialProperty descriptor with @schemeIdUri = "urn:mpeg:mpegB:cicp:TransferCharacteristics" and @value="16" (indicating BT.2100 PQ system)

In addition to the above requirements, if a bitstream using PQ10 contains SEI messages carrying HDR dynamic mapping information, the presence of HDR dynamic mapping information in an AdaptationSet shall be signalled as follows:

- A SupplementalProperty descriptor with @schemeIdUri = "urn:dvb:dash:hdr-dmi" and @value="ST2094-10" if the HDR dynamic mapping information conforms to the encoding constraints in clause L.3.3.10.4.1 of ETSI TS 101 154 [3].
- A SupplementalProperty descriptor with @schemeIdUri = "urn:dvb:dash:hdr-dmi" and @value="SL-HDR2" if the HDR dynamic mapping information conforms to the encoding constraints in clause L.3.3.10.4.2 of ETSI TS 101 154 [3].
- A SupplementalProperty descriptor with @schemeIdUri = "urn:dvb:dash:hdr-dmi" and @value="ST2094-40" if the HDR dynamic mapping information conforms to the encoding constraints in clause L.3.3.10.4.3 of ETSI TS 101 154 [3].

NOTE: An AdaptationSet may have multiple SupplementalProperty descriptors for HDR dynamic mapping information if the Representations contain SEI messages for multiple HDR dynamic mapping technologies.

If an AdaptationSet is signalled with any of the above descriptors, dynamic mapping information according to the signalled HDR dynamic mapping scheme(s) shall be present for all frames for all Representations in the AdaptationSet.

5.2.8 Temporal Layers

5.2.8.1 Introduction

HEVC coding has a concept of temporal layers (also called sub layers) which allow the encoding of video such that a lower frame rate and a higher frame rate can be encoded together, allowing the player to decode either the temporal layer in the encoded bitstream carrying just the lower frame rate or the entire encoded bitstream enabling presentation of the higher frame rate. This is enabled by the use of a temporal ID being signalled in every NAL unit. NAL units from temporal layers higher than needed can be discarded - either by a decoder or a packager - to produce the bitstream for the required frame rate.

In some cases, broadcasters may wish to postprocess a stream used in broadcast to generate one (or more) Representations for DVB DASH. In this case, the SPS of the video stream in every Representation may indicate profile, level and compatibility flags for all layers which were encoded, and not just for the layer(s) included in that Representation.

Representations shall not contain NAL units from a temporal layer which has a frame rate exceeding the frame rate signalled for the Representation.

5.2.8.2 Signalling of Temporal Layers

Where HEVC video has been encoded using temporal layers, every Representation shall include a SupplementalProperty Descriptor indicating the HighestTid (Highest Temporal ID) present in the Representation, either by explicit signalling on the Representation or inheritance from the containing Adaptation Set. DVB DASH defines the following scheme to signal the HighestTid and this scheme shall be used:

- @schemeIDUri: "urn:dvb:dash:highest_temporal_id:2017"
- @value: decimal representation of the Highest Temporal ID

NOTE: This descriptor is particularly required when the SPS of the video stream indicates profile, level and compatibility flags for all layers which were encoded. For the decoding process defined in clause 8.1.2 of Recommendation ITU-T H.265/ISO/IEC 23008-2 [i.6] the decoder needs to use the HighestTid value to determine the values which apply to the Representation it is decoding.

5.2.8.3 Temporal Layers Carried in a Single Representation

Representations may contain NAL units from more than one temporal layer. In this case the Highest Temporal ID signalled shall be that of the highest temporal layer in the Representation, and the @frameRate attribute of the Representation element (or inherited from the Adaptation Set) shall refer to the highest temporal layer in the Representation.

5.2.8.4 Temporal Layers Carried in Separate Representations

The present document does not support Temporal layers carried in separate representations.

5.3 DASH Specific Aspects for VVC Video

5.3.1 VVC Manifest and Segment requirements

The encapsulation of VVC video data in ISO BMFF is defined in ISO/IEC 14496-15 [4]. Players which support VVC shall support both sample entries using 'vvc1' and 'vvi1' (both storage for VPS/SPS/PPS within the initialization segment or inband within the media segment).

Segments shall start with SAP types 1 or 2 as described in ISO/IEC 14496-12 [6]. Where 'vvi1' sample entries are used, video segments should contain all SPS and PPS NALs referenced by a coded video sequence in the first access unit of that coded video sequence. In any event, the content of a picture parameter set with a particular pic_parameter_set_id shall not change within a coded video sequence.

5.3.2.1 Common Constraints

5.3.2.1.1 Encoding

DASH Representations carrying VVC content shall conform to

- the Segment and Representation Constraints of the DASH profiles for CMAF content as defined in ISO/IEC 23009-1 [1], clause 8.12.4.2, and
- VVC CMAF tracks as defined in Annex M of ISO/IEC 23000-19 [40] for the baseline VVC media profile, and
- One of the VVC conformance point from ETSI TS 101 154 [3] clause 5.15, and
- DVB-DASH Representations as defined in clause 4 of the present document.

DASH Adaptation Sets carrying VVC content shall conform to

- the Adaptation Set Constraints of the DASH profiles for CMAF content as defined in ISO/IEC 23009-1 [1], clause 8.12.4.3.
- VVC CMAF Switching Set constraints as defined in Annex M of ISO/IEC 23000-19 [40] for the baseline VVC media profile.
- DVB-DASH Adaptation Sets as defined in clause 4 of the present document.

5.3.2.1.2 Decoding

Players which support VVC shall support playback of DASH Adaptation Sets carrying VVC content. In particular, the following applies:

- Players supporting VVC playback shall support the decoding capabilities of the relevant VVC conformance points as defined in ETSI TS 101 154 [3] clause 5.15.
- Players supporting VVC shall support the playback requirements as documented in 10.21.1 of this document
- Players supporting VVC should support the following playback requirements as documented in clause 10.21.2

5.3.2.2 vvc_uhd1_hdr

DASH Representations and players supporting the vvc_uhd1_hdr conformance point shall conform to the requirements specified in ETSI TS 101 154 [3] clause 5.15.2.

5.3.2.3 vvc_uhd1_hdr_hfr

DASH Representations and players supporting the vvc_uhd1_hdr_hfr conformance point shall conform to the requirements specified in ETSI TS 101 154 [3] clause 5.15.3.

5.3.2.4 vvc_uhd2_hdr

DASH Representations and players supporting the vvc_uhd2_hdr conformance point shall conform to the requirements specified in ETSI TS 101 154 [3] clause 5.15.4.

5.3.2.5 vvc_uhd2_hdr_hfr

DASH Representations and players supporting the vvc_uhd2_hdr_hfr conformance point shall conform to the requirements specified in ETSI TS 101 154 [3] clause 5.15.5.

5.3.3 Signalling of the Codecs Parameter

For Adaptation Sets and Representations for VVC in DVB, the video codec profile, level and constraints shall be signalled within the MPD using the @codecs attribute in accordance with the baseline VVC media profile specified in ISO/IEC 23000-19 [40], clause M.4.

The values used shall be such that a Player able to decode the identified profile and level can decode the media, but the values are not required to indicate the minimum capabilities required to decode the media.

Examples of the signalling for various common profiles, level and constraint combinations are shown in Table 3a.

Table 3a: VVC Codec Parameter Examples

Profile	Level	Tier	Constraints	@codecs Parameter (vvc1 sample entry)	@codecs Parameter (vvi1 sample entry)
Main 10	3.1	Main	None	vvc1.1.L51.CQA	vvi1.1.L51.CQA
Main 10	4.1	Main	None	vvc1.1.L67.CQA	vvi1.1.L67.CQA
Main 10	5.1	Main	None	vvc1.1.L83.CQA	vvi1.1.L83.CQA
Main 10	6.1	Main	None	vvc1.1.L99.CQA	vvi1.1.L99.CQA

5.3.4 Location of SEI messages

ISO/IEC 14496-15 [4] clause 11.2.3 allows for SEI messages in general to be contained in parameter set arrays or in media samples.

Where it is necessary to include SEI messages in a Representation to give information which alters or supplements that specified in VPS, SPS or PPS (for example updates to transfer characteristics carried in the VUI fields), then those SEI messages should be placed as follows:

- For vvi1 streams with parameter sets within the media samples, such SEI messages are included in the media samples and shall be placed as specified in ETSI TS 101 154 [3] clause 5.15.1.
- For vvc1 streams with parameter sets within the sample entries in the initialization segment, such SEI messages are included in the VVC decoder configuration record (see ISO/IEC 14496-15 [4] clause 11.2.4.2) in the sample entries and apply to all coded video sequences in the Representation. Any SEI array shall be placed after all arrays carrying NAL units of type VPS_NUT, SPS_NUT and PPS_NUT.

NOTE: As defined in ISO/IEC 14496-15 [4], clause 11.2.4.2.3 only SEI messages of a declarative nature and which affect the entire stream may be placed in the sample entries.

5.3.5 Colour format and transfer characteristics signalling

The same signaling as defined in clause 5.2.5 applies.

5.3.6 High Dynamic Range using HLG10

The same signaling as defined in clause 5.2.6 applies.

5.3.7 High Dynamic Range using PQ10

The same signaling as defined in clause 5.2.7 applies.

5.3.8 Temporal layers

The same constraints as defined in clause 5.2.8 apply.

5.4 DASH Specific Aspects for AVS3 Video

5.4.1 AVS3 related manifest requirements

There are no additional constraints applied to the manifest in order to represent video encoded with AVS3.

5.4.2 Conformance Points

5.4.2.1 Common Constraints

5.4.2.1.1 Encoding

DASH Representations carrying AVS3 content shall conform to

- the Segment and Representation Constraints of the DASH profiles for CMAF content as defined in ISO/IEC 23009-1 [1], clause 8.12.4.2, and
- the AVS3 CMAF track format as defined in clause 5.4.5, and
- one of the AVS3 conformance points from ETSI TS 101 154 [3], and
- the DVB-DASH Representations as defined in clause 4 of the present document.

DASH Adaptation Sets carrying AVS3 content shall conform to

- the Adaptation Set Constraints of the DASH profiles for CMAF content as defined in ISO/IEC 23009-1 [1], clause 8.12.4.3, and
- the AVS3 CMAF Switching Set constraints as defined in T/AI 109.6 [45], and
- the DVB-DASH Adaptation Sets as defined in clause 4 of the present document.

5.4.2.1.2 Decoding

Players which support AVS3 shall support playback of DASH Adaptation Sets carrying AVS3 content. In particular, the following applies:

- Players supporting AVS3 playback shall support the decoding capabilities of the relevant AVS3 conformance points as defined in ETSI TS 101 154 [3].

5.4.2.2 avs3_uhd1_hdr Conformance Point

DASH Representations and players supporting the avs3_uhd1_hdr conformance point shall conform to the requirements specified in ETSI TS 101 154 [3] clause 5.16.3.

5.4.2.3 avs3_uhd1_hdr_hfr Conformance Point

DASH Representations and players supporting the avs3_uhd1_hdr_hfr conformance point shall conform to the requirements specified in ETSI TS 101 154 [3] clause 5.16.4.

5.4.2.4 avs3_uhd2_hdr Conformance Point

DASH Representations and players supporting the avs3_uhd2_hdr conformance point shall conform to the requirements specified in ETSI TS 101 154 [3] clause 5.16.5.

5.4.2.5 avs3_uhd2_hdr_hfr Conformance Point

DASH Representations and players supporting the avs3_uhd2_hdr_hfr conformance point shall conform to the requirements specified in ETSI TS 101 154 [3] clause 5.16.6.

5.4.3 Signalling of the Codecs Parameter

For Adaptation Sets and Representations for AVS3 in DVB, the video codec profile and level shall be signalled within the MPD using the @codecs attribute in accordance with the semantics defined in Annex A of T/AI 109.6 [45].

The values used shall be such that a Player able to decode the identified profile and level can decode the media, but the values are not required to indicate the minimum capabilities required to decode the media.

Examples of the signalling for various common profiles and levels are shown in Table 3b.

Table 3b: AVS3 Codecs Parameter Examples

Profile	Level	@codecs Parameter
High 10-bit	6.0.60	avs3.32.44
High 10-bit	10.0.120	avs3.32.68
High 10-bit	10.4.120	avs3.32.69

5.4.4 AVS3 elementary streams and sample definitions

5.4.4.1 Overview

This clause defines the carriage of AVS3 elementary streams, as defined in T/AI 109.2 [44] in the ISO base media file format. The elementary stream structure is provide in clause 0. Sample and configuration definition is provided in clause 0. Derivation from ISO base media file format is provided in clause 0.

Internet media applications require defined values for the Codecs parameter specified in IETF RFC 6381 [5] for ISO BMFF Media tracks, the 'codecs' parameter for the AVS3 codec is defined in appendix A of T/AI 109.6 [45].

5.4.4.2 Elementary stream structure

An AVS3 video elementary stream contains all coding related structures as well as information related to coding and final displaying of the video sequence.

A video sequence is the highest syntax structure of bitstream. The video sequence begins with the first sequence header, and the sequence end code or video edit code indicates the end of a video sequence. The sequence header between the first sequence header of the video sequence and the sequence end code or video edit code that appears first is the repetitive sequence header. Each sequence header is followed by one or more coded pictures, and each picture should have a picture header before it. The coded pictures are ordered accordingly in the bitstream. The order of these pictures in the bitstream is the same as one in decoding, but it can be different from display order.

5.4.4.3 Sample and configuration definition

An AVS3 video sample as defined in T/AI 109.6 [45] contains a single AVS3 encoded image according to T/AI 109.2 [44].

The use, syntax and semantics of the AVS3 decoder configuration record are defined in clause 5.2.2 of T/AI 109.6 [45].

5.4.4.4 Derivation from ISO base media file format

AVS3 video streams shall use the 'avs3' sample entry as defined in T/AI 109.6 [45].

5.4.5 AVS3 CMAF track format

ISO/IEC 23000-19 [40] defines structural constraints on ISO/BMFF files additional to ISO/IEC 14496-12 [6] for the purpose of, for example, adaptive bitrate streaming or for protecting files. Conformance to these structural constraints is signalled by the presence of the brand `cmfc` in the `FileTypeBox`.

If a CMAF video track uses the brand `avs3`, it is called a CMAF AVS3 Track and the following constraints, defined in the CMAF Media Profile for AVS3 apply:

- It shall use an AVS3SampleEntry as defined in clause 5.3 of T/AI 109.6 [45]

- It may use multiple sample entries, and in that case the following values shall not change in the track
 - profile_id, level_id, sample_precision, encoding_precision in the sequence header
 - sample_range, colour_primaries, transfer_characteristics and matrix_coefficients in the sequence display extension

5.4.6 Colour format and transfer characteristics signalling

Information on colour primaries, matrix coefficients and transfer characteristics may be signalled using EssentialProperty or SupplementalProperty descriptors applied to an AdaptationSet as defined in this clause.

Table 3c lists the @schemeIdUri attribute values defined for this signalling, and the associated semantics when used within an EssentialProperty or SupplementalProperty descriptor of an AdaptationSet.

This signalling shall only be applied at the AdaptationSet level, i.e. all Representations in one AdaptationSet are required to have the same colour primaries, matrix coefficients and transfer characteristics. In each case, where no descriptor is present, it may be assumed that the Recommendation ITU-R BT.709 [21] value applies.

The @value attribute of the descriptors using these schemes shall be an integer value defined in Table 50, 51 or 52 of T/AI 109.2 [44].

The values used in EssentialProperty descriptors with schemes urn:avs3:p6:2022:ColourPrimaries, urn:avs3:p6:2022:MatrixCoefficients and urn:avs3:p6:2022:TransferCharacteristics shall match the values of the colour_primaries, matrix_coefficients and transfer_characteristics fields respectively of the sequence display extension.

Table 3c: Colour format and transfer characteristic signalling

@schemeIdUri	Use in EssentialProperty descriptor	Use in SupplementalProperty descriptor
urn:avs3:p6:2022:ColourPrimaries	Indicates that the player has to support the specified colour primaries in order to correctly present any Representation within the AdaptationSet.	Not defined
urn:avs3:p6:2022:MatrixCoefficients	Indicates that the player has to support the specified matrix coefficients in order to correctly present any Representation within the AdaptationSet.	Not defined
urn:avs3:p6:2022:TransferCharacteristics	Indicates that the player has to support the specified transfer characteristics in order to correctly present any Representation within the AdaptationSet.	Indicates that the Representations of this AdaptationSet have transfer characteristics that are better described by this descriptor than any EssentialProperty descriptor with the same @schemeIdUri. This value should be used in preference by players that support it.

5.4.7 High Dynamic Range using HLG10

The bitstream format for HLG10 shall be as defined in clause 5.16.2.5.2 of ETSI TS 101 154 [3].

Except where a DASH MPD is intended for use only with players already known to support BT.2020, use of HLG10 within an AdaptationSet shall be signalled as follows:

- MPD and AdaptationSet profile signalling in accordance with clause 4.1 indicating urn:dvb:dash:profile:dvb-dash:2017

- An EssentialProperty descriptor with @schemeIdUri = "urn:avs3:p6:2022:ColourPrimaries" and @value="9"
- An EssentialProperty descriptor with @schemeIdUri = "urn:avs3:p6:2022:MatrixCoefficients" and @value="9"
- An EssentialProperty descriptor with @schemeIdUri = "urn:avs3:p6:2022:TransferCharacteristics" and @value="14"

An MPD and AdaptationSet for use only with players known to support Recommendation ITU-R BT.2020 [38] may use the urn:dvb:dash:profile:dvb-dash:2014 profile identifier and omit the three EssentialProperty descriptors listed above.

5.4.8 High Dynamic Range using PQ10

The bitstream format for PQ10 shall be as defined in clause 5.16.2.5 of ETSI TS 101 154 [3].

Use of PQ10 within an AdaptationSet shall be signalled as follows:

- MPD and AdaptationSet profile signalling in accordance with clause 4.1 indicating urn:dvb:dash:profile:dvb-dash:2017
- An EssentialProperty descriptor with @schemeIdUri = "urn:avs3:p6:2022:ColourPrimaries" and @value="9"
- An EssentialProperty descriptor with @schemeIdUri = "urn:avs3:p6:2022:MatrixCoefficients" and @value="9"
- An EssentialProperty descriptor with @schemeIdUri = "urn:avs3:p6:2022:TransferCharacteristics" and @value="14"

In addition to the above requirements, if a bitstream using PQ10 contains extension messages carrying HDR dynamic mapping information, then the presence of HDR dynamic mapping information in an AdaptationSet shall be signalled as follows:

- A SupplementalProperty descriptor with @schemeIdUri = "urn:dvb:dash:hdr-dmi" and @value="ST2094-10" if the HDR dynamic mapping information conforms to the encoding constraints in clause 5.16.2.5.4.3 of ETSI TS 101 154 [3].
- A SupplementalProperty descriptor with @schemeIdUri = "urn:dvb:dash:hdr-dmi" and @value="SL-HDR2" if the HDR dynamic mapping information conforms to the encoding constraints in clause 5.16.2.5.4.4 of ETSI TS 101 154 [3].
- A SupplementalProperty descriptor with @schemeIdUri = "urn:dvb:dash:hdr-dmi" and @value="ST2094-40" if the HDR dynamic mapping information conforms to the encoding constraints in clause 5.16.2.5.4.5 of ETSI TS 101 154 [3].

NOTE: An AdaptationSet may have multiple SupplementalProperty descriptors for HDR dynamic mapping information if the Representations contain messages for multiple HDR dynamic mapping technologies.

If an AdaptationSet is signalled with any of the above descriptors, dynamic mapping information according to the signalled HDR dynamic mapping scheme(s) shall be present for all frames for all Representations in the AdaptationSet.

6 DASH Specific Aspects for Audio

6.1 Common DASH Specific Aspects for Audio

6.1.1 Adaptation Sets and Representations

Players may ignore Adaptation Sets where the four character codes beginning each Representation's @codecs attribute (when present) differ either from each other or from the four character code in any @codecs attribute of the Adaptation Set itself (when present).

All audio Representations except for those that refer to NGA Auxiliary Audio streams shall either define or inherit the elements and attributes shown in Table 4.

Table 4: Mandatory Elements and Attributes For All Representations within an Audio Adaptation Set

Parameter	Description	Commonality Between Representations
@mimeType	Specifies the MIME type of the concatenation of the Initialization Segment, if present, and all consecutive Media Segments in the Representation, e.g. "audio/mp4".	Shall be common between all Representations in an Adaptation Set.
@codecs	Specifies the codec for the Representation, e.g. "mp4a.40.5" for HE-AAC.	Should be common between all Representations in an Adaptation Set to ensure seamless transitions (see note 1).
@audioSamplingRate	Specifies the output sampling rate of the codec in units of Hz, e.g. "48 000" for 48 kHz.	Should be common between all Representations in an Adaptation Set to ensure seamless transitions (see note 1).
AudioChannelConfiguration	Specifies the channel configuration and layout for e.g. mono, stereo, or 5.1 surround.	Should be common between all Representations in an Adaptation Set to ensure seamless transitions (see note 1 and note 2).
NOTE 1: Clause 10.4 sets out the requirements for seamless transitions between audio Representations.		
NOTE 2: Clause 6.7.3 defines an exception for Adaptation Sets that refer to NGA Auxiliary Audio streams.		

6.1.2 Using the Role Scheme to Distinguish Between Different Adaptation Sets

If Preselections are being used then the requirements on the use of the Role element and the Accessibility descriptor in clause 6.7 apply. In all other cases the text in this clause applies.

Except as defined below, every audio Adaptation Set shall include at least one Role element using the scheme "urn:mpeg:dash:role:2011" as defined in ISO/IEC 23009-1 [1]. The use of the @value attribute set to "main" for audio content indicates to the Player that the Adaptation Set is the preferred audio Adaptation Set by the Content Provider. If there is only one "main" then this Adaptation Set is then the default audio adaptation set.

If there is more than one audio Adaptation Set in a DASH presentation then at least one of them shall be tagged with an @value set to "main". It is possible to have multiple Adaptation Sets with @value set to "main", however, they shall be distinguished by other aspects described in the MPD such as (but not limited to) @lang or @codecs or the AudioChannelConfiguration descriptor. If there is only one audio Adaptation Set in a DASH presentation and this would be tagged with the @value of "main" then the Role element may be omitted.

NOTE: Care is needed before using an MPD with one audio Adaptation Set whose Role element has a @value other than "main" in order to ensure that this can be accessed on all appropriate Players.

If multiple Adaptation Sets have an @value set to "main" then the Player will choose which one of these Adaptation Sets is the most appropriate to use and only if all of these are inappropriate, it may choose one with @value set to something other than "main".

If a programme has multiple audio Adaptation Sets with the same codec but with an original soundtrack translated into different languages, for example a film soundtrack originally in Spanish translated into English, then only the primary language shall have the @value set to "main" with all the other languages set to "dub". Players should then evaluate the @lang attribute of the Adaptation Set in order to confirm the audio language matches the dubbing language wanted by the user.

If a programme has multiple audio Adaptation Sets with the same codec but with different original soundtracks in different languages, for example a sports game commented by multiple commentators in multiple languages, then all language Adaptation Sets shall have the @value set to "main". Players should then evaluate the @lang attribute of the Adaptation Set in order to confirm the audio language which matches the language wanted by the user.

If the programme has multiple audio Adaptation Sets with multiple codecs, the same original sound and the same language, but a Content Provider does not want to favour a codec, then they can set multiple Adaptation Sets with @value to "main" to let the Player choose the Adaptation Set.

If more than one role needs to be set then multiple role elements shall be used.

As shown in Table 5, the combined use of Role and Accessibility Descriptors shall identify Adaptation Sets containing audio description and clean audio streams. For receiver mixed Audio Description the associated audio stream shall use the @dependencyId attribute to indicate the dependency to the related Adaptation Set's Representations and hence also indicate that the associated audio stream shall not be provided as a Representation on its own. Players should ignore audio streams with other Role and Accessibility descriptor attributes that they do not understand.

Table 5: Role and Accessibility Descriptor Values for Audio Description and Clean Audio

Description	Role element	Accessibility element
Broadcast mix AD	@schemeldUri = "urn:mpeg:dash:role:2011" @value = "alternate"	@schemeldUri = "urn:tva:metadata:cs:AudioPurposeCS:2007" @value = "1" for the visually impaired
Receiver mix AD	@schemeldUri = "urn:mpeg:dash:role:2011" @value = "commentary"	@schemeldUri = "urn:tva:metadata:cs:AudioPurposeCS:2007" @value = "1" for the visually impaired
Clean Audio	@schemeldUri = "urn:mpeg:dash:role:2011" @value = "alternate"	@schemeldUri = "urn:tva:metadata:cs:AudioPurposeCS:2007" @value = "2" for the hard of hearing
NOTE: "urn:tva:metadata:cs:AudioPurposeCS:2007" is defined in TV-Anytime [41].		

Table 6 shows some use cases based on the rules in this clause.

Table 6: Examples of the Use of Role, Accessibility and other attributes for audio Adaptation Sets

Use case	Description of the audio adaptation sets	@codecs	@audioSamplingRate	AudioChannelConfiguration	@lang	Role element @value	Accessibility element @value
Multiple languages with English original soundtrack	English	mp4a.40.5	48 kHz	stereo	en	main	Element not used
	French	mp4a.40.5	48 kHz	stereo	fr	dub	Element not used
	German	mp4a.40.5	48 kHz	stereo	de	dub	Element not used

Use case	Description of the audio adaptation sets	@codecs	@audioSamplingRate	AudioChannelConfiguration	@lang	Role element @value	Accessibility element @value
Multiple Channel configurations. Content Provider preferring 5.1ch	5.1 ch	ec-3	48 kHz	5.1 ch	de	main	Element not used
	2.0 ch	ec-3	48 kHz	stereo	de	alternate	Element not used
	7.1 ch	ec-3	48 kHz	7.1 ch	de	alternate	Element not used
Multiple codecs. Content Provider preferring Dolby and DTS	Dolby	ec-3	48 kHz	5.1 ch	en	main	Element not used
	DTS	dtsh	48 kHz	5.1 ch	en	main	Element not used
	AAC	mp4a.40.5	48 kHz	5.1 ch	en	alternate	Element not used
Multiple differences. Content Provider preferring AAC	AAC	mp4a.40.2	44,1 kHz	stereo	en	main	Element not used
	Dolby multichannel	ec-3	48 kHz	7.1 ch	en	alternate	Element not used
	DTS high resolution	dtsh	192 kHz	5.1 ch	en	alternate	Element not used
Audio Description with Receiver mix AD	main audio	ec-3	48 kHz	5.1 ch	fr	main	Element not used
	receiver mixed AD	ec-3	48 kHz	mono	fr	commentary	1
Audio Description with broadcast mix AD	main audio	dtsh	48 kHz	5.1 ch	en	main	Element not used
	broadcast mixed AD	dtsh	48 kHz	5.1 ch	en	alternate	1
Clean Audio	main audio	mp4a.40.2	48 kHz	stereo	de	main	Element not used
	clean channel	mp4a.40.2	48 kHz	stereo	de	alternate	2
Multiple languages, multiple codecs. Content provider prefers 5.1ch over stereo	Dolby Track	ec-3	48 kHz	5.1 ch	en	main	Element not used
	DTS Track	dtsh	48 kHz	5.1 ch	en	main	Element not used
	Dolby Track	ec-3	48 kHz	5.1 ch	fr	main dub (see note)	Element not used
	AAC	mp4a.40.2	44,1 kHz	stereo	en	alternate	Element not used
	AAC	mp4a.40.2	44,1 kHz	stereo	fr	alternate	Element not used
Multiple languages with French original soundtrack shown in the UK where English is preferred language	English	mp4a.40.5	48 kHz	stereo	en	main dub	Element not used
	French	mp4a.40.5	48 kHz	stereo	fr	main	Element not used
	German	mp4a.40.5	48 kHz	stereo	de	dub	Element not used
NOTE: 2 separate role elements.							

6.2 DASH Specific Aspects for HE-AACv2 Audio

The profile for basic stereo audio support shall be the MPEG-4 High Efficiency AAC v2 Profile, level 2 which also means that Players will be able to play AAC-LC, HE-AAC and HE-AACv2 encoded content. When using HE-AAC and HE-AACv2 bitstreams, explicit backwards compatible signalling shall be used to indicate the use of the SBR and PS coding tools. The content preparation shall ensure that each (Sub)Segment starts with a SAP type 1, according to ISO/IEC TR 23009-3 [2]. The signalling of the @codecs parameter is according to IETF RFC 6381 [5] as shown in

Table 7. Clause 6.1.1 of the present document requires the AudioChannelConfiguration element to be defined for all audio adaptation sets. Either of the schemes for identifying audio channel configuration mentioned in clause 5.8.4.7 of ISO/IEC 23009-1 [1] may be used.

The content should be prepared incorporating loudness and dynamic range information into the bitstream also considering DRC Presentation Mode in ISO/IEC 14496-3 [8].

Decoders shall support decoding of loudness and dynamic range related information, i.e. `dynamic_range_info()` and `MPEG4_ancillary_data()` in the bitstream.

Table 7: HE-AACv2 Codecs parameter according to IETF RFC 6381 [5]

Codec	MIME type	@codecs attribute	ISO BMFF Encapsulation	SAP Type
MPEG-4 AAC Profile	audio/mp4	mp4a.40.2	ISO/IEC 14496-14 [9]	1
MPEG-4 HE-AAC Profile	audio/mp4	mp4a.40.5	ISO/IEC 14496-14 [9]	1
MPEG-4 HE-AAC v2 Profile	audio/mp4	mp4a.40.29	ISO/IEC 14496-14 [9]	1

NOTE: Since both, HE-AAC and HE-AACv2 are based on AAC-LC, for the above mentioned @codecs, the following is implied:

- $\text{mp4a.40.5} = \text{mp4a.40.2} + \text{mp4a.40.5}$
- $\text{mp4a.40.29} = \text{mp4a.40.2} + \text{mp4a.40.5} + \text{mp4a.40.29}$

6.3 DASH Specific Aspects of Dolby Audio Technologies

6.3.1 DASH specific aspects of Enhanced AC-3 and AC-4 part 1

The signalling of the different audio codecs and the ISO BMFF encapsulation is in Table 8.

Table 8: Codec Parameters and ISO BMFF encapsulation

Codec	MIME type	@codecs attribute	ISO BMFF Encapsulation	SAP Type
Enhanced AC-3	audio/mp4	ec-3	ETSI TS 102 366 [10], annex F	1
AC-4	audio/mp4	ac-4.aa.bb.cc	ETSI TS 103 190-1 [23], annex E	1

In the context of DASH, the following applies:

- The signalling of the Enhanced AC-3 codecs parameters is documented in ETSI TS 102 366 [10], which also provides information on ISO BMFF encapsulation.
- The signalling of the AC-4 codecs parameters is documented in ETSI TS 103 190-1 [23] in annex F. As indicated in Table 8 the value of the codecs attribute for AC-4 consists of the dot-separated list of the 4CC "ac-4" and 3 subsequent elements (aa.bb.cc) which are represented by two-digit hexadecimal numbers. The document also provides information on non-fragmented and fragmented ISO BMFF encapsulation.

AC-4 uses the concept of I-Frames (or sync frames) as known from video codecs. Each fragment of a representation that contains AC-4 shall start with a sync frame. For details please refer to ETSI TS 103 190-1 [23], clause E.5.

For E-AC-3 and AC-4 part 1, the Audio Channel Configuration element shall use the "tag:dolby.com,2014:dash:audio_channel_configuration:2011" scheme URI.

The @value attribute shall contain a four digit hexadecimal representation of the 16 bit field that describes the channel assignment as defined by Table E.5 in ETSI TS 102 366 [10] where left channel is MSB. For example, for a stream with L, C, R, Ls, Rs, LFE, the value shall be "F801" (hexadecimal equivalent of the binary value 1111 1000 0000 0001).

6.3.2 DASH specific aspects of AC-4 part 2

6.3.2.1 ETSI TS 103 190-1 and ETSI TS 103 190-2

AC-4 is defined by means of a multipart specification, ETSI TS 103 190-1 [23] and ETSI TS 103 190-2 [33]. Information from the configuration records of the bit stream, i.e. the decoder specific information (DSI), shall be used to set parameter that are relevant for indication of AC-4 in manifests:

- For AC-4 `bitstream_version = 0` the DSI structure is described in ETSI TS 103 190-1 [23], annex E.
- For AC-4 `bitstream_version = 2` the DSI structure is described in ETSI TS 103 190-2 [33], annex E.

AC-4 audio bit streams encoded according to ETSI TS 103 190-1 [23] are indicated by the bitstream field `bitstream_version = 0`.

AC-4 audio bit streams encoded according to ETSI TS 103 190-2 [33] are indicated by the bitstream field `bitstream_version = 2`.

AC-4 audio should be encoded using `bitstream_version = 2`.

6.3.2.2 AC-4 for channel-based, immersive and personalized audio

The coding and decoding of the raw AC-4 frames of an AC-4 elementary stream is defined in ETSI TS 103 190-2 [33]. AC-4 elementary streams consist of presentations, which define a set of one or more substream groups to be presented simultaneously.

ETSI TS 101 154 [3] defines additional requirements and constraints on AC-4 bitstreams as follows.

NOTE 1: An IRD (as used in ETSI TS 101 154 [3]) in the context of the present document corresponds to a Player running on a device that provides the media decoding capability.

- General constraints on AC-4 encoding and decoding shall apply as described in ETSI TS 101 154 [3], clause 6.7.2 and clause 6.7.4.1:
 - Requirements from clause 6.7.4.1 referring to PES shall be applied to AC-4 in DASH Representations.
 - The requirement listed in clause 6.7.4.1 in ETSI TS 101 154 [3] referring to the use of the `AD_descriptor` for PES shall be ignored, as it is not applicable to DASH.
 - An Adaptation Set shall not contain audio with a frame rate > 60 Hz unless all video adaptationSets in the Period contain only video with a frame rate > 60 Hz.

NOTE 2: Clause 6.7.2 in ETSI TS 101 154 [3] specifies that if the IRD supports video frame rates between 100 Hz and 120 Hz, the IRD is also capable of decoding AC-4 audio frame rates in the set {100, 120 000/1 001, 120} Hz.

- Additional constraints shall apply to SRSP and SRMP AC-4 content creation and decoding according to ETSI TS 101 154 [3], clause 6.7.4.2.
- Additional constraints shall apply to MRMP AC-4 content creation and decoding according to ETSI TS 101 154 [3], clause 6.7.4.3:
 - Requirements from clause 6.7.4.3 referring to PES shall be applied to AC-4 in DASH Representations.

6.3.2.3 DRC and Loudness

Requirements on DRC and Loudness processing apply as described in ETSI TS 101 154 [3], clause 6.7.5.

6.3.2.4 Dialogue Enhancement

Requirements on Dialogue Enhancement apply as described in ETSI TS 101 154 [3], clause 6.7.6.

6.3.2.5 Additional Constraints for Packaging of Individual AC-4 Audio Programme Components into ISO BMFF

In MRMP use-cases, the following constraints shall apply to all contributing Main and auxiliary NGA streams:

- The duration of corresponding Segments and Subsegments of those Representations in different Adaptation Sets shall be identical.
- The Segments and Subsegments of Representations from different Adaptation Sets shall be temporally aligned, i.e. the beginning and the end of Segments from Representations in different Adaptation Sets forming an AC-4 Presentation shall have the same time stamps.
- The value of the `frame_rate_index` parameter of each Representation in an audio bundle shall be identical.
- For any Preselection, all contributing Representations shall have synchronized sequence numbers.
- For all presentations, the `b_multi_pid` field in the contributing `ac4_presentation_v1_info` containers shall be set to 1.
- The presentation elements in the contributing TOCs shall be identical except for the actual substream group information. Specifically, the `presentation_id` elements shall match.

6.3.2.6 DASH Element and attribute settings for AC-4

Table 9 provides the details on how AC-4 and related parameters are signalled with DASH elements and attributes that can be used on Adaptation Sets as well as on `Preselection` elements unless explicitly indicated.

Table 9: AC-4 Elements and Attributes settings

Element or Attribute Name	Description
@codecs	For AC-4 the value of the <code>codecs</code> attribute shall be created according to the syntax described in IETF RFC 6381 [5]. The value shall consist of the dot-separated list of the 4 following parts of which the latter three are represented by two-digit hexadecimal numbers: <ul style="list-style-type: none"> • The <code>fourCC</code> "ac-4". • The <code>bitstream_version</code> as indicated in the DSI structure. • The <code>presentation_version</code> as indicated for the selected presentation in the DSI structure. • The <code>mdcompat</code> parameter as indicated in the DSI structure of the selected presentation. EXAMPLE: "ac-4.02.01.03"
Preselection@tag	This field shall correspond to the value of the <code>presentation_group_index</code> associated with an AC-4 presentation within the DSI structure.
AudioChannelConfiguration	For AC-4 Representations with <code>bitstream_version</code> = 2 the Audio Channel Configuration descriptor shall either use the scheme described by the <code>schemeldUri</code> : <ul style="list-style-type: none"> • "urn:mpeg:mpegB:cicp:ChannelConfiguration" for all configurations that are mappable according to ETSI TS 103 190-2 [33], clause G.3.2. or use the scheme described by the <code>schemeldUri</code> : <ul style="list-style-type: none"> • "tag:dolby.com,2015:dash:audio_channel_configuration:2015" <code>schemeldUri</code> It is recommended to use the scheme described by the <code>schemeldUri</code> "urn:mpeg:mpegB:cicp:ChannelConfiguration" for signalling of audio channel configurations. For AC-4 Representations with <code>bitstream_version</code> = 0 the <code>AudioChannelConfiguration</code> descriptor shall use the "tag:dolby.com,2014:dash:audio_channel_configuration:2011" <code>schemeldUri</code> . The <code>@value</code> attribute shall contain a four digit hexadecimal representation of the 16 bit field that describes the channel assignment as defined by Table E.5 in ETSI TS 102 366 [10] where MSB corresponds to the left channel. For example, for a stream with L, C, R, Ls, Rs, LFE, the value shall be "F801" (hexadecimal equivalent of the binary value 1111 1000 0000 0001).
@audioSamplingRate	Example: "48000" for 48 kHz The indication shall correspond to the sampling frequency derived from the parameters <code>fs_index</code> and <code>dsi_sf_multiplier</code> in the DSI structure.

Element or Attribute Name	Description
@mimeType	The MIME type to be used with AC-4 shall be "audio/mp4".
@startWithSAP	The SAP type to be used with AC-4 shall be "1".
@lang	The language indicated should correspond to the information conveyed in the <code>language_tag_bytes</code> of the DSI structure which is tagged as "dialog" or "complete main" in the corresponding <code>content_classifier</code> .
Role	The <code>Role@value</code> should be set by the content author. The indication of the <code>content_classifier</code> from the <code>ac4_substream_group_dsi</code> structure is not sufficient to enable setting of an accurate indication for the <code>Role</code> descriptor in context of Preselections describing entire experiences rather than individual audio programme components.
Accessibility	The <code>content_classifier</code> field in the DSI structure describes the type of audio conveyed by audio programme components. In case one or more audio programme components related to an AC-4 Preselection indicate "visually impaired" (i.e. <code>content_classifier</code> is 2), an <code>Accessibility</code> descriptor shall indicate "Audio description for the visually impaired" according to the scheme described by the <code>schemeldUri</code> <code>urn:tva:metadata:cs:AudioPurposeCS:2007</code> defined in ETSI TS 102 822-3-1 [41]. If one or more audio programme components referenced by an AC-4 Preselection indicate a content type other than "music and effects" (i.e. <code>content_classifier</code> is not 1), an <code>Accessibility</code> descriptor that indicates "Audio description for the hard of hearing" according to the scheme described by the <code>schemeldUri</code> <code>urn:tva:metadata:cs:AudioPurposeCS:2007</code> may be used to indicate that the AC-4 Preselection enables the ability for a receiver to change the relative level of dialog to enhance dialog intelligibility.
SupplementalProperty	If the content of an AC-4 Preselection has been tailored for consumption via headphones, an Immersive Audio for Headphones <code>SupplementalProperty</code> descriptor should be used as specified in ETSI TS 103 190-2 [33], clause G.2.12.1. An audio framerate <code>SupplementalProperty</code> descriptor should be used as specified in ETSI TS 103 190-2 [33], clause G.2.12.2.
Label	The Label for an AC-4 Preselection should be set by the content author.

6.3.3 Additional requirements for AC-4 encapsulation into ISO BMFF

The following additional constraints shall apply when packaging AC-4 audio into Representations of an Adaptation Set for DASH:

- The value of the `frame_rate_index` parameter shall remain constant within each Representation.
- The value of the `presentation_config` parameter shall remain constant within each Representation.
- The values of the `channel_mode` parameters shall remain constant within each Representation.
- The values of the `content_classifier` parameters shall remain constant within each Representation.

AC-4 uses the concept of I-Frames (or sync frames) as known from video codecs. Each segment and subsegment of a Representation that contains AC-4 shall start with an I-Frame.

6.4 DASH Specific Aspects of DTS Audio Technologies

6.4.1 General requirements for DTS media formats

The signalling of DTS audio formats using ISO BMFF encapsulation is provided in Table 10.

Table 10: DTS Audio Technologies: Codec Parameters and ISO BMFF encapsulation

Codec	MIME type	@codecs attribute	ISO BMFF Encapsulation	SAP Type
DTS core	audio/mp4	dtsc	ETSI TS 102 114 [11], Annex E	1
DTS-HD (with legacy core)	audio/mp4	dtsh		1
DTS-HD LBR	audio/mp4	dtse		1
DTS-HD (lossless, without legacy core)	audio/mp4	dtsl		1
DTS-UHD (Profile 2)	audio/mp4	dtsex	ETSI TS 103 491 [42], Annex B	1
DTS-UHD (Profile 3)	audio/mp4	dtsey		1

For the codec attributes dtsc, dtsh, dtse and dtsl, ISO BMFF encapsulation is defined in ETSI TS 102 114 [11] Annex E, and the requirements for DASH implementations are set forth in ETSI TS 102 114 [11], Annex G. This includes the Audio Channel Configuration and bitstream constraints for seamless switching.

For the codec attributes dtsex and dtsey, ISO BMFF encapsulation is defined in ETSI TS 103 491 [42] Annex B, and the requirements for DASH implementations are set forth in ETSI TS 103 491 [42], Annex D. This includes the Audio Channel Configuration and bitstream constraints for seamless switching.

All DTS elementary streams shall conform to the constraints set forth in ETSI TS 101 154 [3].

6.4.2 Additional Guidelines for DTS-UHD formats

For DTS-UHD, two profiles are defined. Profile 2 uses the compression algorithms defined in ETSI TS 103 491 [42] to implement a traditionally formatted audio program (non-NGA) with greater flexibility and efficiency. A profile 2 bitstream contains a channel-based presentation with up to nine full bandwidth channels and one LFE channel. All Profile 2 bitstreams are SRSP.

In addition to SRSP, DTS-UHD profile 3 supports multiple preselections within a single bitstream (SRMP) and multi-stream (MRMP) delivery. In addition to the carriage and selection of conventional channels, profile 3 supports 3D audio objects, and waveforms representing up to 4th order Ambisonic soundfields. A profile 3 player will render at least 16 full bandwidth waveforms and two LFE channels from a given preselection for both.

A DTS-UHD SRMP or MRMP audio track is organized into objects and the objects can be organized into presentations. Presentations are accessed through the decoder API as a presentation ID. A given presentation ID will map to a list of objects IDs in a particular order that will provide the desired playback experience. For this reason, for DVB broadcast, it is recommended that DTS-UHD content be prepared with the intention of using the presentation level to access components in preselections. This ensures that the necessary metadata for combining such components exists and is properly applied. The use of the `BroadcastChunk`, as defined in ETSI TS 101 154 [3], is not needed when delivering the content using DASH, and may be omitted, since the audio preselections are defined in the MPD. If the `BroadcastChunk` is transmitted, it should be ignored by the DASH player.

DTS-UHD object metadata may include information related to the intended use of that object in the parameter `ucAssociatedAssetType`, and more information on the use of this parameter is found in ETSI TS 103 491 [42]. This includes signalling for the various accessibility roles, such as scene description for the visually impaired, dialog enhancement, spoken subtitles, etc. The `ucAssociatedAssetType` should be configured for all assets related to accessibility, and the role values should be set accordingly.

DTS-UHD audio frames consist of sync frames and non-sync frames. A decoder session only generates a decoded and rendered output after being initialised by a sync frame.

6.5 DASH Specific Aspects of MPEG Surround

MPEG Surround, as defined in ISO/IEC 23003-1 [12], is a scheme for coding multichannel signals based on a down-mixed signal of the original multichannel signal, and associated spatial parameters. The down-mix shall be coded with MPEG-4 High Efficiency AAC v2 according to clause 6.2.

MPEG Surround shall comply with level 4 of the Baseline MPEG Surround profile.

The content preparation shall ensure that each (Sub)Segment starts with a SAP type 1, according to ISO/IEC TR 23009-3 [2].

Table 11: MPEG Surround Codecs parameters

Codec	MIME type	@codecs attribute	ISO BMFF Encapsulation	SAP Type
MPEG Surround	audio/mp4	mp4a.40.30	ISO/IEC 14496-14 [9]	1

NOTE: Since MPEG Surround is based on a down-mix coded with AAC-LC and HE-AAC, for the above-mentioned @codecs, the following is implied:

- mp4a.40.30 = AOT 2 + AOT 5 + AOT 30

6.6 Service Continuity Considerations

6.6.1 Introduction

Scaling the bit rate for maintaining service continuity under difficult network conditions is a key feature of DASH. In many situations it is sufficient to just scale the video bit rate. However, if the bit rate is severely constrained, it can be advantageous to also scale the audio bit rate as well in order to balance audio-visual quality.

The minimum bit rate under which a service should be continued depends on the service requirements but may also be as low as 500 kbit/s in practice. In such situations it is recommended to scale the audio bit rate as well, such that more of the remaining bit rate could be made available for video. In the given example with a total bit rate of 500 kbit/s, a low audio bit rate of 64 - 96 kbit/s is recommended, as modern audio codecs can still provide good audio quality at such bit rates.

6.6.2 Default Operation for Seamless Service Continuity

In order to allow service continuity with seamless bit rate adaptation it is recommended that the audio Adaptation Set used for main service operation includes Representations from the lowest required bit rate. If the service wishes to support bit rates below 96 kbps then it is recommended that the Player supports a suitable codec, e.g. the HE-AACv2 profile, MPEG-H Audio, AC-4 or DTS-UHD.

6.6.3 Fallback Operation

If the audio codec used for main service operation does not provide sufficient capability to scale down bit rates low enough within an Adaptation Set, an additional audio Adaptation Set should be provided within the DASH presentation.

Adaptation sets with the purpose of providing media streams with low bit rates for fallback operation shall be indicated with an additional Supplemental Property Descriptor.

This descriptor shall have the @schemeIdUri attribute set to "urn:dvb:dash:fallback_adaptation_set:2014", and the @value attribute equal to the @id attribute of the Adaptation Set for which it supports the falling back operation.

This Adaptation Set should be selected by the Player as a fallback to maintain operation under low bandwidth conditions.

An additional low bit rate fallback Adaptation Set shall also be tagged with the same role as the Adaptation Set which it provides the fallback option for.

The two valid configuration options to consider for the fallback adaptation set are:

- An adaptation set using the same codec in a lower configuration scheme (e.g. just stereo/mono) in order to sufficiently scale down the bit rate used for audio.
- An adaptation set using another codec, for instance HE-AACv2, in an appropriate mono/stereo configuration in order to scale down the bit rate used for audio.

NOTE: It is not expected that Player implementations will seamlessly switch between Adaptation Sets with different configurations.

6.7 Signalling of NGA Preselections

6.7.1 Introduction

This clause describes the signalling for next generation audio (NGA) formats in the manifest, based on DASH Preselections. It covers the following NGA codecs:

- AC-4
- DTS-UHD
- MPEG-H Audio

6.7.2 Content Creation Options and Use of the DASH Preselection Element

The NGA formats support the concept of component based audio, a concept that allows for instance more efficient use of the available bandwidth and has lower data storage requirements.

With component based audio, the audio program is no longer authored as a full mix. Instead, a program contains individual audio programme components, where each audio programme component contributes separate components to an audio scene. Examples for audio programme components are the ambience (music & effects), dialogues, commentaries, home and away crowd noise, or individual instruments in an orchestra.

The purpose of Preselection-based signalling is to enable the signalling of more than one audio presentation conveyed by a stream, or by a range of streams which have to be decoded together. In such cases the signalling of properties of an individual stream is no longer meaningful, as a stream may convey just a part of a Preselection, or alternatively multiple components with different properties, which could not be distinguished reliably by using the existing Adaptation Set based signalling.

The form of content creation where audio is delivered as a pre-mixed experience within one elementary stream, also known as "full-main" is also supported by the NGA formats and shall be signalled in DASH by means of the Adaptation Set element as described in clause 6.1. These SRSP stream configurations where just one single personalization option is conveyed in a stream shall not be signalled using Preselection signalling.

6.7.3 Signalling Audio Properties for DASH Preselections

DASH players supporting SRMP or MRMP audio shall support the signalling of Preselections by means of `Preselection` elements. This is for bit stream configurations where multiple personalization options are available from one elementary stream (SRMP), or where multiple streams contribute to multiple personalization options (MRMP).

NOTE 1: Preselection elements and preselection descriptors are not useful for SRSP content.

An Audio bundle may contain multiple Preselections, where each Preselection should be signaled using a `Preselection` element as defined in ISO/IEC 23009-1 [1].

For SRMP or MRMP, the `Role` and `Accessibility` descriptors on the `Preselection` element, as well as other parameters, such as a profile & level indication on a `@codecs` attribute, are related only to that Preselection and not to the stream(s) referenced by the `Preselection` element.

The following rules apply to Adaptation Sets which are referenced by `Preselection` elements:

- All Adaptation Sets that refer to Auxiliary Audio streams from an audio bundle shall include an `EssentialProperty` `Preselection` descriptor.

NOTE 2: This is because these streams are not intended to be presented separately from the Main Audio stream in the same audio bundle.

- The Adaptation Set that refers to the Main Audio stream from an audio bundle may include a `SupplementalProperty` `Preselection` descriptor.

- All Adaptation Sets that refer to Auxiliary Audio streams may not contain the @lang attribute and Role, Accessibility, AudioChannelConfiguration descriptors.

6.7.4 Use of the Role Scheme to Distinguish between Preselections

Every NGA Preselection element shall include at least one Role element using the scheme "urn:mpeg:dash:role:2011" as defined in ISO/IEC 23009-1 [1]. The use of the @value attribute set to "main" for audio content indicates that the Preselection is the preferred audio Preselection by the content provider. If there is only one Preselection element with the Role "main", it identifies the default Preselection.

If there is more than one audio Preselection associated with an audio bundle, at least one of the Preselection elements shall be tagged with an @value set to "main". While it is possible to have multiple Preselection elements with an @value set to "main", these Preselection elements shall be differentiated by other attributes such as @lang or @codec.

If multiple Preselection elements have a Role element with a @value set to "main" then the Player will choose which one of these Preselections is the most appropriate to use and only if all of these are inappropriate, it may choose one with @value set to something other than "main".

If an audio bundle contains multiple audio Preselections including both the original language as well as translations into other languages, only the original language shall have the Role@value set to "main" while all other languages shall use an @value of "dub". The language contained in the Preselection element is given by the @lang attribute.

If an audio bundle contains multiple audio Preselections with different original languages, all Preselection elements shall have the Role@value "main". An example is a sports game commentated by multiple commentators in multiple languages. The language contained in the Preselection element is given by the @lang attribute.

If more than one role needs to be set then multiple Role elements shall be used.

In addition to the existing attributes for differentiation of Preselections as described in this clause, Preselection elements support the use of the @selectionPriority attribute as defined in ISO/IEC 23009-1 [1].

6.7.5 Accessibility Signalling with Preselection Elements

Preselection elements which enable accessibility features shall be signaled with a Role and Accessibility element according to Table 12.

Table 12: Role and Accessibility elements for Audio Description and Clean Audio contained in Preselection element

Description	Role element element	Accessibility element
Broadcast Mix AD	@schemeldUri = "urn:mpeg:dash:role:2011" @value = "alternate"	@schemeldUri = "urn:tva:metadata:cs:AudioPurposeCS:2007" @value = "1" for the visually impaired
Clean Audio	@schemeldUri = "urn:mpeg:dash:role:2011" @value = "alternate"	@schemeldUri = "urn:tva:metadata:cs:AudioPurposeCS:2007" @value = "2" for the hard of hearing
NOTE: "urn:tva:metadata:cs:AudioPurposeCS:2007" is defined in TV-Anytime [41].		

Players should ignore Preselections with other Role and Accessibility descriptor attributes that they do not understand.

Dependencies between audio components shall not be indicated by means of the Representation-based @dependencyId attribute, but the methods native to the used Preselection element shall be used.

6.7.6 Example configurations using DASH Preselections Elements

Signalling of audio properties like codec, language, or accessibility features in DASH is done based on specific attributes and descriptors indicated on Preselection elements. The examples in Table 13 illustrate the signalling for the SRMP use-cases and the examples in Table 15 illustrate the signalling for the MRMP use-case.

Table 13: Example for signalling on Preselection elements for an SRMP use case

User Case 1 (AC-4)	@id	@tag	@preselection Components	@codecs	@lang	Role@value	Accessibility@value	AudioChannel Configuration
Primary preselection	10	101	1	ac-4.02.01.02	en	main	element not used	5.1.2 ch
Audio Description	20	102	1	ac-4.02.01.03	en	commentary	1 (for the visually impaired)	5.1.2 ch
Clean Audio	30	103	1	ac-4.02.01.03	en	alternate	2 (for the hard of hearing)	5.1.2 ch
Dubbed version	40	104	1	ac-4.02.01.01	fr	dub	element not used	2.0 ch
Stereo Preselection	50	105	1	ac-4.02.01.01	en	main	element not used	2.0 ch
User Case 1 (MPEG-H Audio)	@id	@tag	@preselection Components	@codecs	@lang	Role@value	Accessibility@value	AudioChannel Configuration
Primary preselection	10	101	1	mhm1.0x0C	en	main	element not used	5.1.2 ch
Audio Description	20	102	1	mhm1.0x0C	en	commentary	1 (for the visually impaired)	5.1.2 ch
Clean Audio	30	103	1	mhm1.0x0C	en	alternate	2 (for the hard of hearing)	5.1.2 ch
Dubbed version	40	104	1	mhm1.0x0C	fr	dub	element not used	2.0 ch
Stereo Preselection	50	105	1	mhm1.0x0C	en	main	element not used	2.0 ch
User Case 1 (DTS-UHD)	@id	@tag	@preselection Components	@codecs	@lang	Role@value	Accessibility@value	AudioChannel Configuration
Primary preselection	10	P1	1	dtsy	en	main	element not used	5.1.2 ch
Audio Description	20	P2	1	dtsy	en	commentary	1 (for the visually impaired)	5.1.2 ch
Clean Audio	30	P3	1	dtsy	en	alternate	2 (for the hard of hearing)	5.1.2 ch
Dubbed version	40	P4	1	dtsy	fr	dub	element not used	2.0 ch
Stereo Preselection	50	P5	1	dtsy	en	main	element not used	2.0 ch
NOTE: The @preselectionComponent attributes of all Preselection elements refer to the same AdaptationSet element.								

The signalling on the one referenced Adaptation Set is described in Table 14.

NOTE 1: The signalling on the one referenced Adaptation Set corresponds to the signalling of the Preselection element that is considered being the Primary Preselection by the Content Provider.

Table 14: Example for signalling on Adaptation Set elements for the SRMP use case in Table 13

User Case 1 (AC-4)	AdaptationSet@id	@codecs	@lang	Role@value	Accessibility@value	Preselection descriptor	AudioChannel Configuration
	1	ac-4.02.01.02	en	main	Element not used	Supplemental Property	5.1.2 ch
User Case 1 (MPEG-H Audio)	AdaptationSet@id	@codecs	@lang	Role@value	Accessibility@value	Preselection descriptor	AudioChannel Configuration
	1	mhm1.0x0C	en	main	Element not used	Supplemental Property	5.1.2 ch
User Case 1 (DTS-UHD)	AdaptationSet@id	@codecs	@lang	Role@value	Accessibility@value	Preselection descriptor	AudioChannel Configuration
	1	dtsy	en	main	Element not used	Supplemental Property	5.1.2 ch

Table 15: Example for signalling on Preselection elements for an MRMP use case

Use Case 2 (AC-4)	@id	@tag	@preselection Components	@codecs	@lang	Role@value	Accessibility@value	AudioChannel Configuration
Primary preselection	10	101	1	ac-4.02.01.02	en	main	element not used	5.1.2 ch
Audio Description	20	102	1 2	ac-4.02.01.03	en	commentary	1 (for the visually impaired)	5.1.2 ch
Clean Audio	30	103	1 3	ac-4.02.01.03	en	alternate	2 (for the hard of hearing)	5.1.2 ch
Dubbed version	40	104	1 4	ac-4.02.01.01	fr	dub	element not used	2.0 ch
Stereo Preselection	50	105	1	ac-4.02.01.01	en	main	element not used	2.0 ch
Use Case 2 (MPEG-H Audio)	@id	@tag	@preselection Components	@codecs	@lang	Role@value	Accessibility@value	AudioChannel Configuration
Primary preselection	10	101	1	mhm2.0x0C	en	main	element not used	5.1.2 ch
Audio Description	20	102	1 2	mhm2.0x0C	en	commentary	1 (for the visually impaired)	5.1.2 ch
Clean Audio	30	103	1 3	mhm2.0x0C	en	alternate	2 (for the hard of hearing)	5.1.2 ch
Dubbed version	40	104	1 4	mhm2.0x0C	fr	dub	element not used	2.0 ch
Stereo Preselection	50	105	1	mhm2.0x0C	en	main	element not used	2.0 ch
Use Case 2 (DTS-UHD)	@id	@tag	@preselection Components	@codecs	@lang	Role@value	Accessibility@value	AudioChannel Configuration
Primary preselection	10	P1	1	dtsy	en	main	element not used	5.1.2 ch
Audio Description	20	P1	1 2	dtsy	en	commentary	1 (for the visually impaired)	5.1.2 ch
Clean Audio	30	P2	1 3	dtsy	en	alternate	2 (for the hard of hearing)	5.1.2 ch
Dubbed version	40	P3	1 4	dtsy	fr	dub	element not used	2.0 ch
Stereo Preselection	50	P4	1	dtsy	en	main	element not used	2.0 ch

The signalling on the four referenced Adaptation Sets is described in Table 16.

NOTE 2: The signalling on the Main `AdaptationSet` element corresponds to the signalling of the `Preselection` element that is considered being the Primary Preselection by the Content Provider.

Table 16: Example for signalling on Adaptation Set elements for the MRMP use case in Table 15

Use Case 2 (AC-4)	Adaptation Set@id	@codecs	@lang	Role@value	Accessibility@value	Preselection descriptor	AudioChannel Configuration
	1	ac-4.02.01.02	en	main	Element not used	Supplemental Property	5.1.2 ch
	2	ac-4.02.01.03	n.a.	n.a.	n.a.	EssentialProperty	n.a.
	3	ac-4.02.01.03	n.a.	n.a.	n.a.	EssentialProperty	n.a.
	4	ac-4.02.01.01	n.a.	n.a.	n.a.	EssentialProperty	n.a.
Use Case 2 (MPEG-H Audio)	Adaptation Set@id	@codecs	@lang	Role@value	Accessibility@value	Preselection descriptor	AudioChannel Configuration
	1	mhm2.0x0C	en	main	Element not used	Supplemental Property	5.1.2 ch
	2	mhm2.0x0C	n.a.	n.a.	n.a.	EssentialProperty	n.a.
	3	mhm2.0x0C	n.a.	n.a.	n.a.	EssentialProperty	n.a.
	4	mhm2.0x0C	n.a.	n.a.	n.a.	EssentialProperty	n.a.
Use Case 2 (DTS-UHD)	Adaptation Set@id	@codecs	@lang	Role@value	Accessibility@value	Preselection descriptor	AudioChannel Configuration
	1	dtsy	en	main	Element not used	Supplemental Property	5.1.2 ch
	2	dtsy	n.a.	n.a.	n.a.	EssentialProperty	n.a.
	3	dtsy	n.a.	n.a.	n.a.	EssentialProperty	n.a.
	4	dtsy	n.a.	n.a.	n.a.	EssentialProperty	n.a.

6.8 DASH Specific Aspects of MPEG-H Audio

6.8.1 Introduction

This clause describes the requirements for encoding, packaging and signalling of MPEG H Audio. The bit-stream described is equivalent to the bit-stream description given in clause 6.8 of ETSI TS 101 154 [3] with minor modifications to take into account the packaging in ISO BMFF containers. A more detailed introduction is given in clause 6.8.1 of ETSI TS 101 154 [3].

6.8.2 MPEG-H Audio Elementary Stream Requirements

The elementary stream requirements are defined in clause 6.8.2 of ETSI TS 101 154 [3].

6.8.3 Storage of MPEG H Audio Media Samples

6.8.3.1 Bit Stream Encapsulation

The bit stream encapsulation is defined in clause 6.8.3 in ETSI TS 101 154 [3]. In addition, the following additional constraints apply.

The following packet types may be present in the bit-stream but there is no requirement of them to be parsed by players:

- PACTYP_SYNC
- PACTYP_SYNCGAP

6.8.3.2 ISO BMFF packaging and segmentation

6.8.3.2.1 Introduction

The carriage of MPEG-H Audio in the ISO BMFF file format is specified in ISO/IEC 23008-3 [34], clause 20. This clause provides constraints on how MHAS shall be packetized and signalled in ISO BMFF.

6.8.3.2.2 MPEG-H Audio Sample Entry

The sample entry "mhm1" shall be used in cases of SRSP and SRMP for encapsulation of MHAS packets into ISO BMFF segments, according to ISO/IEC 23008-3 [34], clause 20.6.

The sample entry "mhm2" shall be used in cases of MRMP as described in ISO/IEC 23008-3 [34], clause 14.6.

6.8.3.2.3 MHAConfigurationBox

If the `MHAConfigurationBox()` is present, the MPEG-H Audio profile and level indicator `mpegh3daProfileLevelIndication` in the `MHADecoderConfigurationRecord()` shall be set to "0x0B", "0x0C", or "0x0D" for MPEG-H Audio LC Profile Level 1, Level 2, or Level 3, respectively.

The parameters carried in the `MHADecoderConfigurationRecord()` shall be consistent with the configuration of the audio bitstream.

6.8.3.2.4 Random Access Point and Stream Access Point

A sync sample is a random access point (RAP) as defined in clause 6.8.4.1 of ETSI TS 101 154 [3]. In addition, the following constraints apply:

- A `PACTYP_SYNC` MHAS packet should not be included

Therefore, a sync sample consists of the following MHAS packets, in the following order:

- `PACTYP_MPEGH3DACFG`
- `PACTYP_AUDIOSCENEINFO` (if Audio Scene Information is present)
- `PACTYP_BUFFERINFO`
- `PACTYP_MPEGH3DAFRAME`

MPEG-H Audio sync samples contain Immediate Payout Frames (IPFs), as specified in ISO/IEC 23008-3 [34], clause 20.2, thus the audio data encapsulated in the MHAS packet `PACTYP_MPEGH3DAFRAME` shall contain the `AudioPreRoll()` syntax element, as defined in clause 5.5.6 of ISO/IEC 23008-3 [34], and shall follow the requirements for stream access points as defined in clause 5.7 of ISO/IEC 23008-3 [34].

In addition, the following constraints apply:

- All rules defined in ISO/IEC 23008-3 [34], clause 20.6.1 regarding sync samples shall apply.
- The first sample of an ISO BMFF segment or subsegment shall be a sync sample.
- The sample flags in the Track Run Box ('trun') shall be used to describe the sync samples, specifically the `sample_is_non_sync_sample` flag shall be set to "0" for a sync sample as defined above; it shall be set to "1" for all other samples.
- The audio configuration is delivered as part of the MHAS packet `PACTYP_MPEGH3DACFG` and therefore the `AudioPreRoll()` structure carried in the MHAS packet `PACTYP_MPEGH3DAFRAME` shall not contain the `Config()` structure, i.e. the `configLen` field of the `AudioPreRoll()` shall be 0.

6.8.3.2.5 Configuration Change Constraints

The configuration change constraints are defined in clause 6.8.5 of ETSI TS 101 154 [3].

The following additional constraints apply:

- A configuration change may happen at the beginning of a new ISO BMFF segment or at any position within the segment. In the latter case, the File Format sample that contains a configuration change shall be encoded as a sync sample (RAP) as defined above.
- A sync sample that contains a configuration change and the last sample before such a sync sample may contain a truncation message (i.e. a `PACTYP_AUDIOTRUNCATION` packet in the MHAS stream) as defined in ISO/IEC 23008-3 [34], clause 14.4.

NOTE: Representations that belong to one Audio Programme use different configurations and a switch between two ISO BMFF segments also represents a configuration change. Thus, the `MHASPacketLabel` needs to have different values for all Representations that belong to one Audio Programme. Also, after a configuration change, the `MHASPacketLabel` needs to have different values for all Representations comprising an Audio Programme.

6.8.3.2.6 MPEG H Audio Multi-Stream Constraints

The MPEG-H Audio multi-stream constraints are defined in clause 6.8.7 of ETSI TS 101 154 [3].

In addition, the following constraint applies:

- For the MRMP use case, the ISO BMFF segments shall use the sample entry "mhm2"

NOTE: Representations that belong to one Adaptation Set need to use different `MHASPacketLabel` values within the same range of values associated to one stream, as specified in ISO/IEC 23008-3 [34], clause 14.6. For example, all ISO BMFF segments in the Adaptation Set for the main stream use different values between 1 and 16, all ISO BMFF segments in the Adaptation Set for the first auxiliary stream use values between 17 and 32, and so on.

6.8.3.2.7 Audio Preselection Constraints

If the Audio Programme contains an audio Preselection description, the audio Preselection constraints are defined in clause 6.8.6 of ETSI TS 101 154 [3].

6.8.3.2.8 Loudness and Dynamic Range Control

Loudness and dynamic range control is defined in clause 6.8.8 of ETSI TS 101 154 [3].

6.8.4 DASH Element and Attribute Settings for MPEG-H Audio

The attributes and elements listed in Table 17 can be used on AdaptationSets as well as on Preselection elements unless explicitly indicated.

Table 17: MPEG-H Audio programme components and Attributes

Element or Attribute Name	Description
@codecs	For MPEG-H Audio, the value of the codecs attribute shall be created according to the syntax described in IETF RFC 6381 [5] The value consists of the following two parts separated by a dot: The fourCC "mhm1" The hex value of the profile-level-id starting with '0x' Example: "mhm1.0x0D" The profile-level-id is defined in ISO/IEC 23008-3 [34].
Preselection@tag	This field indicates the <code>mae_groupPresetID</code> as defined in ISO/IEC 23008-3 [34] that refers to a Preset in scope of MPEG-H Audio.
AudioChannelConfiguration	For MPEG-H Audio, the Audio Channel Configuration descriptor shall use the "urn:mpeg:mpegB:cicp:ChannelConfiguration" scheme URI. The value shall be taken from the ChannelConfiguration Table (9) as defined in ISO/IEC 23001-8 [36]. Valid numbers for value are 1-7,9-12, 14-17 or 19.

Element or Attribute Name	Description
@audioSamplingRate	Example: "48000" for 48 kHz The indication shall correspond to the sampling frequency derived from the <code>usacSamplingFrequencyIndex</code> or <code>usacSamplingFrequency</code> as defined in ISO/IEC 23003-3 [37].
@startWithSAP	The SAP type to be used with MPEG-H Audio shall be "1".
@mimeType	The MIME type to be used with MPEG-H Audio shall be "audio/mp4".
@lang	The language indicated should correspond to the information conveyed in <code>mae_contentLanguage</code> of the default dialog element: The <code>maeGroup</code> which is marked as default in <code>mae_switchGroupDefaultGroupID</code> and is tagged in <code>mae_contentKind</code> as dialogue. This information is carried in the <code>AudioSceneInformation()</code> of the MPEG-H Audio stream as defined in ISO/IEC 23008-3 [34].
Role	The Role for a Preset should be set by the content author.
Accessibility	The accessibility information indicated for a Preset should correspond to the <code>mae_groupPresetKind</code> which is tagged as hearing impaired (light or heavy) or visually impaired. If the <code>mae_contentKind</code> value of at least one Audio programme component is set to '9' ("audio-description/visually impaired"), an Accessibility descriptor shall indicate "Audio description for the visually impaired" according to the scheme described by the <code>schemeldUri</code> <code>urn:tva:metadata:cs:AudioPurposeCS:2007</code> defined in TV-Anytime [41]. If at least the Audio programme components with a <code>mae_contentKind</code> value of '2' ("dialogue") have <code>mae_allowGainInteractivity</code> set to '1' and <code>mae_interactivityMaxGain</code> set to a non-zero value in the corresponding <code>mae_GroupDefinition()</code> structure, an Accessibility descriptor may indicate the value "Audio description for the hard of hearing" according to the scheme described by the <code>schemeldUri</code> <code>urn:tva:metadata:cs:AudioPurposeCS:2007</code> . The <code>mae_contentKind</code> field and all other fields mentioned above that start with a "mae_" prefix are carried in the <code>AudioSceneInformation()</code> of the MPEG-H Audio stream as defined in ISO/IEC 23008-3 [34].
Label	The Label for a Preset should be set by the content author.

7 DASH Specific Aspects for Subtitles

7.1 Carriage of Subtitles

7.1.1 General

Any Adaptation Set with @contentType attribute set to "text" and the @codecs attribute not beginning with 'stpp' to indicate the use of XML subtitles should be ignored.

For a DVB-DASH player to process an AdaptationSet with @contentType attribute set to "text", the following constraints shall hold:

Where provided, subtitles shall be formatted using the EBU-TT-D Subtitling Distribution Format as specified in EBU Tech 3380 [13] and encapsulated in ISO BMFF in accordance with Carriage of EBU-TT-D in ISO BMFF specified in EBU Tech 3381 [14]. Where the subtitles require or may require the downloading of fonts, these shall be provided and signalled as described in clause 7.2.

NOTE 1: As the subtitles are carried as XML within the sample data, the use of HTTP compression is recommended. Clause 10.11 of the present document requires Player support for gzip compression to enable this.

NOTE 2: The present document does not preclude the carriage of subtitles by other means, for example using a standalone EBU-TT-D document provided to a Player by an application. However, such carriage, and the necessary signalling and media synchronization, are outside the scope of the present document.

The signalling of subtitling codecs for the codec parameter uses IETF RFC 6381 [5] as shown in Table 18.

Table 18: Subtitle Codecs parameter

Codec	MIME type	@codecs attribute	ISO BMFF Encapsulation
EBU-TT-D with ISO BMFF Encapsulation	application/mp4	As defined below	EBU Tech 3381 [14] ISO/IEC 14496-12 [6] ISO/IEC 14496-30 [19]

The @contentType attribute indicated for subtitles shall be "text".

The @codecs attribute shall begin with 'stpp' to indicate the use of XML subtitles. The attribute should indicate the profile according to the W3C TTML profile registry [i.4]. If 'stpp' alone is used, with no profile specified, 'stpp.ttml.etd1' shall be assumed, for backwards compatibility.

Valid examples include:

- "stpp.ttml.etd1" - TTML content suitable for presentation by an EBU-TT-D renderer
- "stpp.ttml.etd1|im1t" or "stpp.ttml.im1t|etd1" - TTML content suitable for presentation by an EBU-TT-D or IMSC1 renderer

NOTE 3: Encapsulating TTML documents in ISO Media movie fragments, rather than using a stand alone document has three advantages:

Subtitles for live content are transported using the same DASH mechanism through which audio and video components are delivered.

The use of movie fragment encapsulation of TTML allows subtitle rendering to take advantage of the media timelines of the ISO Base Media File Format which is used to synchronize audio and video rendering.

The ISO Base Media File Format timelines define the period (i.e. provide the 'external context' in TTML terminology) during which any given TTML document should be presented. If the TTML documents were not encapsulated in this way an alternative mechanism would be required to achieve the same functionality.

7.1.2 Distinguishing Between Different Uses of Subtitles

Subtitles are used to provide text which is synchronized to other media components and can be displayed on screen for the viewer. There are a number of scenarios in which subtitles might be used, for example to provide:

- access services - typically subtitles for the hard of hearing, which contain both a transcript of the dialogue and also mentions of background music and any significant non-spoken sounds;
- translations of the dialogue of a programme;
- textual commentary related to the programme.

In order to allow a Player to identify the primary purpose of a subtitle track, Role element and Accessibility element descriptors shall be used as necessary and the language attribute shall be set on the Adaptation Set. Table 19 shows the values to be set in these to indicate common subtitle types. There are also examples in Table 20.

Table 19: Signalling different subtitle types

Description	@lang	Role @schemeIdUri "urn:mpeg:dash:role:2011" @value	Accessibility @schemeIdUri "urn:tva:metadata:cs:AudioPurposeCS:2007" @value
Subtitles for the hard of hearing in the same language as the programme	Same as main audio for the programme	main	2 (for the hard of hearing)
Subtitles providing a translation of the main audio of the programme	Language of subtitles	alternate	No Accessibility element required
Subtitles providing additional information for the programme	Language of subtitles	commentary	No Accessibility element required
Programme uses subtitles to translate foreign soundtrack or parts of soundtrack into preferred language	Language of subtitles	main	No Accessibility element required

Table 20: Examples of Distinguishing Between Different Subtitles

Use case	@codecs	@lang	Role element @value	Accessibility element @value
English original soundtrack with subtitles for the hard of hearing and French and German translated subtitles	stpp	eng	main	2
	stpp	fra	alternate	No Accessibility element required
	stpp	deu	alternate	No Accessibility element required
French and German original soundtrack for a French speaking audience with French translated subtitles and subtitles for the hard of hearing	stpp	fra	main	No Accessibility element required
	stpp	fra	main	2

7.2 Downloadable fonts

7.2.0 Introduction

This clause defines a mechanism by which the availability of downloadable fonts may be signalled using descriptors within the MPD, the format of fonts made available and requirements on Players to support these.

7.2.1 Signalling within the MPD

7.2.1.1 DVB font download scheme

The availability of downloadable fonts is signalled using the EssentialProperty or SupplementalProperty descriptor. This descriptor shall use the values for @schemeIdUri and @value specified in clause 7.2.1.2. The descriptor shall carry all the mandatory additional attributes defined in clause 7.2.1.3. A descriptor with these properties shall only be placed within an AdaptationSet containing subtitle Representations. This descriptor shall be an immediate child element of the AdaptationSet element. If the descriptor is placed elsewhere its meaning is undefined.

The choice of whether to use the EssentialProperty or SupplementalProperty descriptor is based upon whether the subtitles have to be presented with the signalled font only instead of the default font assumed to be embedded in the Player.

Where an EssentialProperty descriptor is used to indicate a font download then a Player shall ignore the containing AdaptationSet if it does not support downloading fonts.

Where a SupplementalProperty descriptor is used to indicate a font download then a Player shall ignore the SupplementalProperty descriptor if it does not support downloading fonts.

Note that a Player which does not conform to the present document will not recognize the @schemeIdUri and is required by ISO/IEC 23009-1 [1] to exhibit the behaviour in the previous two clauses.

7.2.1.2 Scheme Identification in descriptors

A descriptor is signalling a downloadable font in accordance with the present document when it has the @schemeIdUri attribute set to "urn:dvb:dash:fontdownload:2014" and the @value attribute set to 1.

7.2.1.3 Additional attributes on the EssentialProperty and SupplementalProperty descriptors

The following attributes are defined for use on the EssentialProperty and SupplementalProperty descriptors as follows:

```
<xs:attribute name="url" type="xs:anyURI"/>
<xs:attribute name="fontFamily" type="xs:string"/>
<xs:attribute name="mimeType" type="xs:string"/>
```

The semantics of the attributes are as follows:

url: URL of the font to download. This shall be interpreted in the same way as a media URL (i.e. relative URLs can make use of BaseURLs if desired).

fontFamily: the fontFamily name used in EBU-TT-D documents, [13] and [14].

mimeType: indicates the mime type of the resource available from the URL.

All of these attributes are mandatory when a descriptor indicates the scheme identified in clause 7.2.1.2.

The schema for these attributes uses the namespace urn:dvb:dash:dash-extensions:2014-1. The schema is included in the electronic attachments. The namespace shall be signaled in the MPD in case these attributes are used, such as in the MPD@xmlns attribute.

7.2.2 Font format

Fonts for download shall be provided in one of the formats listed in Table 21. The mime type used in the descriptor shall be the appropriate one from Table 21.

Table 21: Supported font formats and their corresponding mime types

Font Format	Mime Type to specify in @mimeType attribute
Open Font Format specified in ISO/IEC 14496-22:2009 [20]	application/font-sfnt
WOFF (Web Open Font Format) File Format [22]	application/font-woff

Fonts that define glyphs for vertical scripts shall include the vhea table.

NOTE: The calculation of inter-line spacing in TTML depends on the selected font size and the value of the lineHeight attribute. Implementations are expected to use the appropriate ascender, descender and line gap values from the font's hhea, OS/2 or vhea tables when computing the inter-line spacing for readable text, defaulting to the OS/2 values sTypoAscender, sTypoDescender and sTypoLineGap, in the absence of other information. The font formats here all require the presence of ascender, descender and line gap values. The use of font formats which do not require them has not been permitted because if fonts are supplied that do not include these then the Player would be expected to make a non-deterministic estimate of the inter-line spacing. Such estimation will lead to inconsistent user experience between Players, and the possibility of unreadable text.

7.2.3 Errors

If a Player is unable to download a font for any reason or having downloaded a font is unable to process it, then:

- If the font download was signalled using the EssentialProperty descriptor, the Adaptation Set containing the descriptor shall not be presented.
- If the font download was signalled using the SupplementalProperty descriptor, the Adaptation Set containing the descriptor shall be presented as if the descriptor was not present.

7.2.4 Player support

Players should support the downloading of fonts which are contained in the formats specified in clause 7.2.2 and are signalled using the mechanism in clause 7.2.1. Players which do not support the downloading of fonts shall follow the rules in clause 7.2.1.1 regarding the action to take depending upon the descriptor used to reference the fonts. Players shall treat descriptors using the scheme identification specified in clause 7.2.1.2 as unrecognized if:

- they are missing mandatory attributes;
- they are placed other than inside an Adaptation Set containing subtitles.

In the event of an error using or accessing a downloadable font the rules in clause 7.2.3 shall be followed.

7.3 Example (informative)

The following extract from an MPD shows an Adaptation Set being used to deliver English subtitles for the hard of hearing where the main programme audio is in English and the content provider is making available a font to download.

```
<AdaptationSet id="sub1" startWithSAP="1" mimeType="application/mp4" lang="eng" codecs="stpp">
  <SupplementalProperty schemeIdUri="urn:dvb:dash;fontdownload:2014" value="1"
  dvb:url="http://fonts.example.com/easilyreadablefont.woff" dvb:mimeType="application/font-woff"
  dvb:fontFamily="easyread"/>
  <Role schemeIdUri="urn:mpeg:dash:role:2011" value="main"/>
  <Accessibility schemeIdUri="urn:tva:metadata:cs:AudioPurposeCS:2007" value="2"/>
  <SegmentTemplate startNumber="1" timescale="1000" duration="10000"
  media="$RepresentationID$/ $Number$" initialization="$RepresentationID$/IS" />
  <Representation id="subs" bandwidth="20000"/>
</AdaptationSet>
```

8 Content Protection

8.1 Introduction

The DVB MPEG DASH profile does not specify a full end-to-end content protection system (DRM), rather it specifies the usage of specific parameters that are defined within the MPEG DASH (ISO/IEC 23009-1 [1]) MPD and within the ISO Common Encryption "CENC" (ISO/IEC 23001-7 [7]). This enables multiple DRMs to protect the content, sharing information (such as KeyIDs and IVs), and then using an opaque container for each DRM to carry DRM specific data (such as licence or licence acquisition information).

The protection of content is optional in the DVB MPEG DASH profile but if used, it shall be in accordance with this clause in the present document.

8.2 Background (informative)

Media protected according to ISO/IEC 23001-7 [7] may require DRM specific information to decrypt. ISO/IEC 23001-7 [7] defines a Protection System Specific Header ('pssh') box to carry this information. The DRM is identified thanks to the SystemID parameter in the 'pssh'.

MPEG DASH also allows the carriage of DRM specific information within the MPD inside the ContentProtection element. Including such information in the MPD may allow a Player to start acquiring or processing a DRM licence in advance of downloading an Initialization Segment. One way to use the ContentProtection element is the UUID one (ISO/IEC 23009-1 [1], clause 5.8.5.2 third bullet), which makes use of the same SystemID as CENC.

NOTE: Content Protection owners are encouraged to register their SystemID values in the list available at: <http://dashif.org/identifiers/protection/>.

Initialization Segments may contain one or more 'pssh' boxes within the Movie ('moov') box. Depending on the content protection system(s), this will most likely be one for each content protection system supported but ISO/IEC 23001-7 [7] permits more than one. Media segments may also include 'pssh' boxes in Movie Fragment ('moof') boxes to deliver media keys that are changed over time within a track (a technique often called 'key rotation'). The DRM may require information from both 'pssh' boxes from Initialization Segment and Media Segment in order to obtain media keys. Key Rotation can be used to allow entitlement changes during live content. Key Rotation can be supported by the DVB DASH profile through the use of 'pssh' boxes carried in the Media Segments. Their role is to deliver information about new keys, licences or sub-licences that are required to continue playing the content. When Media Segment 'pssh' boxes are used in this way, care shall be taken to ensure that random access to each segment remains possible and that the DRM Player receives updated information sufficiently far in advance when playing normally to allow uninterrupted playback.

8.3 Encryption of Different Representations

All Representations in the same Adaptation Set shall be protected by the same license, and encrypted with the same key. That means all Representations shall have the same value of 'default_KID' in their 'tenc' boxes in their Initialization Segments. That also means that the ContentProtection descriptor shall be placed at the AdaptationSet level.

In the case of key rotation, key and licence use within an Adaptation Set shall be aligned. That is, no new licence acquisition or key change shall be required to play the same segment of a different representation.

In cases where HD and SD content are contained in one presentation and MPD, but different license rights are given for each resolution, then they shall be contained in different SD and HD Adaptation Sets, each with different **ContentProtection** descriptors in the Adaptation Set.

8.4 MPEG DASH MPD Content Protection descriptors

Players shall be able to process ContentProtection descriptors from the MPD. Players may ignore ContentProtection descriptors with @schemeIdUri attribute values that they do not understand.

Any Adaptation Set containing protected content shall contain one "mp4protection" ContentProtection descriptor as described in ISO/IEC 23009-1 [1], clause 5.8.5.2 first bullet with the following values:

- @schemeIdUri = "urn:mpeg:dash:mp4protection:2011"
- @value = "cenc" or "cbcs"

Furthermore, this "mp4protection" Content Protection descriptor should include the extension defined in ISO/IEC 23001-7 [7], clause 11.2:

- @default_KID attribute under the "urn:mpeg:cenc:2013" namespace.
This reflects the default KID value found within the ISO BMFF 'tenc' box.

Any Adaptation Set containing protected content shall also contain one Content Protection descriptor for each supported DRM. Those Content Protection descriptors may contain DRM specific data. These ContentProtection descriptors shall use the UUID urn in the @schemeIdUri attribute as defined in ISO/IEC 23009-1 [1], clause 5.8.5.2, third bullet.

If an AdaptationSet includes one or more ContentProtection elements that the Player recognizes as identifying both a DRM system and the use of the "cenc" encryption scheme then the Player shall not reject or ignore the AdaptationSet solely because it does not also include an "mp4protection" content protection descriptor.

8.5 MPEG Common Encryption

8.5.0 Protection System Specific Header

Players shall be able to process 'pssh' boxes from both the Initialization Segment and from Media Segments. Players may ignore 'pssh' boxes for protection systems that they do not understand.

The initialization segment and/or media segments may carry 'pssh' boxes.

For each DRM SystemID, if DRM specific data is present both within a 'pssh' box in the initialization segment and within a Content Protection descriptor in the MPD, the data within each should carry equivalent information. However, the data carried within the MPD takes precedence over the data carried within the 'pssh'.

8.5.1 Key Rotation

For content using key rotation and conforming to this profile, the KID within an AdaptationSet shall not change more frequently than every 120 seconds.

8.5.2 Random access requirement

Content shall be encrypted such that it can still satisfy the requirement for a type 1 or type 2 SAP as defined by MPEG DASH. This means that a Player having a suitable licence shall be able to decrypt any Media Segment using only information carried in that Media Segment plus information from the Initialization Segment or MPD. Decryption of a Media Segment cannot depend on information only contained within a previous Media Segment.

8.6 Encryption Mode

8.6.0 Encryption Usage

Media data shall be encrypted using AES 128-bit in CTR or CBC mode using the 'cenc' or 'cbcs' scheme as defined in ISO/IEC 23001-7 [7], clause 9.

AdaptationSets using the 'cbcs' scheme shall not be labelled with the 2014 DVB DASH profile URN `urn:dvb:dash:profile:dvb-dash:2014`.

Presentations that include one or more AdaptationSets using AVC video shall have at least one AVC video AdaptationSet and at least one AdaptationSet of each other media type (audio, subtitles etc.) that are either unencrypted or are encrypted using AES 128-bit in CTR mode (AES-CTR) using the 'cenc' scheme as defined in ISO/IEC 23001-7 [7], clause 9.

When encrypting NAL formatted video streams, ISO/IEC 23001-7 [7] requires that subsample encryption is used and NAL type and length fields shall remain unencrypted. In addition to that requirement the payload of NAL units shall remain unencrypted for the following NAL types:

- Access unit delimiter.
- Supplemental enhancement information, where the SEI message is listed as "Clear" in the encrypt column in Table 22. For SEI messages not listed in Table 22, or where the entry says "Application specific", consideration should be given to whether the SEI message needs to be accessed prior to decoding the media when deciding whether to encrypt the NAL unit payload.

Table 22: Encryption requirements for SEI Messages

SEI Message Type	Encrypted or Clear
Picture timing	Clear
Pan-scan rectangle	Clear
Filler payload	Clear recommended (known plaintext)
User data registered by Recommendation ITU-T T.35 [i.3]	Application decision whether Encrypted or Clear
User data unregistered	Application decision whether Encrypted or Clear
Recovery point	Clear
Decoded reference picture marking repetition	Clear

8.6.1 Constraints on the SampleAuxiliaryInformationOffsetsBox

In order to ensure that the Player has access to the sample auxiliary information before it is needed to decrypt a sample, the offsets in any 'saio' box shall reference data that is stored after the start of, and before the end of, the 'moof' box that contains the 'traf' box that contains this 'saio' box.

As a means of meeting this requirement, a Sample Encryption Information box ('senc', defined in ISO/IEC 23001-7 [7]) may be included in the 'traf' box of tracks that contain encrypted media samples to provide the initialization vectors and subsample encryption information necessary to decrypt any encrypted media samples.

Regardless of whether a 'senc' box is used, the common encryption sample auxiliary information shall be carried within the structure defined in clause 7 of ISO/IEC 23001-7 [7] and be correctly referenced using the 'saio' and 'saiz' boxes.

8.7 Mixing Non-Encrypted and Encrypted Content/Information

An MPD including encrypted video and/or audio may include information that is not encrypted such as subtitles (see clause 7 of the present document) and events (see clause 9 of the present document).

Where events are carried in-band in a video or audio stream using the 'emsg' box, common encryption does not support encryption of these.

Players need to respect the timing requirements for presentation of subtitles and events when video and/or audio content are encrypted taking account of the time taken to do the decryption.

NOTE: Encryption of subtitles is not defined by the present document.

9 Carriage of Generic Streams and Events in DASH

9.1 Events

9.1.1 Background (informative)

MPEG DASH defines a generic event mechanism that supports two delivery methods. Events can be signalled in the MPD, or they can be carried in band within Media Segments. The semantics of the event are the same in each case.

Inband events might be used where the event is closely related to the A/V content and is known prior to the final packaging of the Media Segments. Inband events are particularly well suited for use with live streaming. Examples of their use could include signalling the scoring of points in a sports event, questions being asked on a quiz show, a programme or advert starting within a continuous TV channel, programme ratings changing or there being additional associated content available.

Events in the MPD might be used to indicate events relating to the way content has been assembled and combined for presentation. Examples could include boundaries between content items assembled into a playlist or notification points for reporting on advert viewing.

Since inband events are delivered in Media Segments, Players only have visibility of inband events for Media Segments they have parsed and have not yet discarded. Players joining a stream after an inband event has passed will not see it unless it is repeated. By contrast, MPD events are visible to Players for as long as they are present in the MPD.

This clause covers the use of the DASH event mechanism for the delivery of:

- Programme metadata.
- Arbitrary messages typically intended to be handled by applications.
- Messages for the Player itself.

The DASH Event Message Box, which carries Inband events within Media Segments, has two versions defined by the MPEG DASH specification. These differ in whether they indicate the presentation time of the event relative to the start of the media segment or at an absolute time on the media timeline.

9.1.2 Content programme metadata

9.1.2.1 Definition

A DASH presentation may consist of one or more consecutive programmes, each of which has its own metadata.

Content programme metadata may be delivered in the MPD by using an EventStream or in Media Segments using an InbandEventStream. It provides content identifiers and basic metadata relating to the current programme.

An EventStream or InbandEventStream element carrying content programme metadata is profiled as follows:

- @xlink attributes with value "on request" in an MPD event may be ignored by Players.
- @xlink attributes may be ignored with InbandEventStream by Players.
- The @schemeIdUri attribute shall be set to "urn:dvb:iptv:cpm:2014".
- The @value attribute for this scheme is defined in Table 23. Other values of the @value attribute are reserved for definition by a future revision of the present document. Players shall ignore event streams with an unrecognized value.

Table 23: Values defined for urn:dvb:iptv:cpm:2014 event scheme

@value attribute	Description
1	Indicates that the events carry Content Programme Metadata in the form of a TV-Anytime BroadcastEvent element, as specified in clause 9.1.2.2

Events associated with the @schemeIdUri attribute "urn:dvb:iptv:cpm:2014" and with @value attribute of "1" are defined as follows:

- The presentation time (as indicated by the @presentationTime attribute of an MPD event or derived from the presentation_time_delta field of an inband event) shall be set to indicate a time at which the content programme metadata is applicable. It is recommended that where content programme metadata changes, the presentation time of the event carrying new content programme metadata be set as close as possible to the point from which the new metadata is applicable.
- A duration (as indicated by the @duration attribute of an MPD event or the duration field of an inband event) may be defined for the event, indicating the minimum duration for which the content programme metadata can be assumed to be valid. If the duration is undefined, the metadata can be assumed to be valid until the presentation time of the next content programme metadata event.
- An id (as indicated by the @id attribute of an MPD event or the id field of an inband event) may be defined for the event and is mandatory in the case of an inband event.

NOTE 1: If inband events and MPD events are used together, id values may be allocated independently for each delivery mechanism: there is no implied equivalence between events having the same id across different event streams.

- The value of the element (or the message_data field of an inband event) shall be as defined in Table 24.

NOTE 2: The @messageData attribute of the Event element is not used for carrying content programme metadata.

- If multiple content programme metadata events overlap, the one with the latest presentation time can be considered to take precedence.

NOTE 3: For a live stream, in order to allow for Players joining the stream at any time, it is necessary to repeat content programme metadata periodically if using inband events alone. Alternatively, MPD events could be used to provide metadata for new Players joining the stream, with inband events providing a more accurately timed transition of metadata for existing Players.

9.1.2.2 Event message syntax

The format of the event payload carrying content programme metadata shall be one or more TV-Anytime BroadcastEvent elements that, when placed within the ProgramLocationTable element of the Default TVAMain fragment defined in Table 24, form a valid TVAnytime XML document.

Table 24: Default TVAMain fragment

```
<TVAMain xmlns="urn:tva:metadata:2012" xmlns:mpeg7="urn:tva:mpeg7:2008">
  <ClassificationSchemeTable />
  <ProgramDescription>
    <ProgramInformationTable />
    <GroupInformationTable />
    <ProgramLocationTable />
    <ServiceInformationTable />
    <CreditsInformationTable />
    <ProgramReviewTable />
    <SegmentInformationTable>
      <SegmentList />
      <SegmentGroupList />
    </SegmentInformationTable>
    <PurchaseInformationTable />
  </ProgramDescription>
</TVAMain>
```

An empty event payload indicates that no content programme metadata applies for the associated portion of the content timeline.

If more than one BroadcastEvent element is present, elements beyond the first contain metadata relating to a future time. The first element contains metadata that applies to the point on the content timeline indicated by the presentation time in the DASH event.

In order to carry XML structured data within the string value of an MPD Event element, the data shall be escaped or placed in a CDATA section in accordance with the XML specification 1.0 [26]. Players following standard XML parsing rules need take no special action in order to extract valid BroadcastEvent elements from the Event element. No escaping is required when content programme metadata is carried in an inband event.

The BroadcastEvent may contain any metadata defined for it by the TVAnytime specification. This includes, for example, title and synopsis, associated identifiers, related material locators and parental guidance information.

9.1.2.3 Parental rating

Content programme metadata may include a parental rating in the BroadcastEvent/InstanceDescription/ParentalGuidance element. A parental rating delivered in this way shall be considered to take precedence over any parental rating of the same classification scheme that is defined in the MPD using the AdaptationSet/Rating or AdaptationSet/ContentComponent/Rating element for the duration that the content programme metadata event is active or until a different content programme metadata event becomes active, whichever is the earlier.

The following schemes are defined for including parental rating information in Content Programme Metadata:

- "urn:dvb:iptv:rating:2014" scheme where the id is a decimal number representing the minimum recommended age encoded as per ETSI EN 300 468 [15].
- "urn:dvb:iptv:guidance:2014" where the id is either:
 - 'G' indicating that guidance text relating to the content is provided in the ExplanatoryText element within the ParentalGuidance element.
 - 'W' indicating watershed (safe harbour) content that is only suitable for presentation after the watershed. Guidance text may also be provided [26].

Note that regulatory requirements and established practice mean that content can be expected to use other classification schemes and support for these may be required in specific territories.

NOTE: In the MPEG DASH Rating element, the rating scheme and the term identifier are separated into the @schemeIdUri and @id attributes whereas they are combined in the mpeg7:ParentalRating element used by TVAnytime as a single URI using a ':' separator in the case of a URN or a '#' separator in the case of a URL.

9.1.2.4 Example

```
<?xml version="1.0" encoding="UTF-8"?>
<MPD
  xmlns:xsi="http://www.w3.org/2001/XMLSchema-instance"
  xmlns="urn:mpeg:dash:schema:mpd:2011"
  xsi:schemaLocation="urn:mpeg:dash:schema:mpd:2011 DASH-MPD.xsd"
  ... etc ...>

  <BaseURL>http://cdn1.example.com/</BaseURL>
  <BaseURL>http://cdn2.example.com/</BaseURL>

  <Period id="1">
    <EventStream schemeIdUri="urn:dvb:iptv:cpm:2014" value="1">
      <Event presentationTime="300" duration="1500" id="0"><![CDATA[<BroadcastEvent>
<Program crid="//broadcaster.example.com/ABCDEF"/>
<InstanceDescription>
  <Title xml:lang="en">The title</Title>
  <Synopsis xml:lang="en" length="medium">The description</Synopsis>
  <ParentalGuidance>
    <mpeg7:ParentalRating href="urn:dvb:iptv:rating:2014:15"/>
    <mpeg7:Region>GB</mpeg7:Region>
  </ParentalGuidance>
</InstanceDescription>
</BroadcastEvent>]]></Event>
    </EventStream>
    <AdaptationSet>
      ... etc ...
    </AdaptationSet>
  </Period>
</MPD>
```

9.1.3 Application messages

An application message is some information that is intended to be consumed by a higher level application and which relates to a particular time (and optional duration) on the media timeline. These can be considered similar to Stream Events as defined in ETSI ES 202 184 [16] and used in MHEG, MHP and HbbTV application environments.

Application messages may be delivered in the MPD by using an EventStream or in Representations using an InbandEventStream.

The present document does not define a @schemeIdUri attribute value for application messages. There may be many event streams with many different @schemeIdUri attribute values. Typically, an API will be provided at the application level to allow an application to register to receive events from one or more @schemeIdUri and @value attribute pairs. It is not specified in the present document how this information is passed by the Player to the application.

Both EventStream and InbandEventStream may set the @presentationTimeOffset attribute. This attribute signals the event presentation time that aligns to the start time of the period carrying the (Inband)EventStream Element. This attribute may be used to keep a consistent timeline for the Events. This may occur for example in a multi-period presentation or in a Live-to-VoD presentation. Players shall subtract the value of @presentationTimeOffset from the event presentation time in the MPD or inband event, to compute the event presentation time relative to the Period start time. An MPD Event may contain the @contentEncoding attribute as defined in MPEG-DASH [1] clause 5.9.7. When this attribute is present and set to "base64", the player shall decode the Base 64 encoding of the element value before passing it to the application. Base 64 coding is defined in RFC 4648 [35]. Binary content should be encoded using Base 64. String or XML data may be encoded using Base 64 or may use the XML CDATA construct to escape it, as described for content programme metadata in clause 9.1.2.2.

9.1.4 Events for the Player

If the MPD@type attribute is set to 'dynamic' and the MPD contains a @minimumUpdatePeriod attribute, then this permits the server to update the MPD. Detailed MPD update procedures are provided in ISO/IEC 23009-1 [1], clause 5.4.

However, if the minimum update period is used alone, there is a conflict between wanting players to discover changes to the MPD quickly, and trying to minimize the server load caused by frequent requests. DASH Inband Events can address this by informing the player of the need to refresh the MPD only when it actually changes.

If an InbandEventStream element with its @schemeIdUri attribute set to "urn:mpeg:dash:event:2012" and the @value attribute set to 1 or 2 is present on a Representation that is currently being decoded, then a DASH player shall only poll for a new MPD if it receives an MPD validity expiration event, or if it is performing a seek. If such an InbandEventStream is not present and the MPD is dynamic, the DASH Player shall determine when to reload the MPD according to the MPD@minimumUpdatePeriod attribute. Note that even if expiration events are intended to be used exclusively, the MPD@minimumUpdatePeriod attribute has to still be present in accordance with ISO/IEC 23009-1 [1]. Typically, it would be set to a low value.

Players are not required to support patching of the MPD. Hence InbandEventStream elements with a @schemeIdUri attribute set to "urn:mpeg:dash:event:2012" with a @value attribute value of 2 may be treated as having a @value attribute value of 1, i.e. the player ignores the message_data and requests the MPD from the server.

If the DASH Player has an MPD which includes a value of the @publishTime attribute that is greater than or equal to the value of the publish time in the message_data of the event message box, then this event message box may be ignored. For example, this may happen when static Media Presentations are converted from a dynamic Media Presentation.

9.1.5 Long duration inband events

An inband event may have a duration that extends beyond the end of the media segment in which it is first delivered. In such cases, the content provider may choose to deliver the event only once, in which case a Player joining the stream at a later segment, or performing random access, will miss the event. Alternatively, the content provider may repeat the event information in a subsequent media segment. Where events are repeated in this way, the requirements defined in this clause apply.

The following requirements on content creation apply to inband events using a v0 DASH Event Message Box that are to be repeated:

- Each repetition of an event shall have the same @schemeIdUri, @value and @id attribute values.
- The presentation time of each instance of a particular event shall meet the requirements for presentation_time_delta defined in ISO/IEC 23009-1 [1], clause 5.10.3.3.4.

NOTE 1: These constraints mean that each repetition will have a different indicated presentation time.

- The duration of each instance of a particular event shall be set such that when added to the event instance's presentation time, each instance of the event has the same end time, unless the end time of the event is being updated. The event end time may be beyond the end of the media segment in which the event is carried.

The following requirements on content creation apply to inband events using a v1 DASH EventMessage Box that are to be repeated:

- Each repetition of an event shall have the same @schemeIdUri, @value and @id attribute values.
- The presentation time of a particular event shall not change between instances.

Players shall consider an inband event B to be a repetition of a previous inband event A if the @schemeIdUri, @value and @id attribute values of A and B are the same and the presentation time of event B falls before the end time of event A. Where events repeat multiple times, the comparison of presentation time for each received event shall be made against the end time of the repetition that immediately preceded it.

NOTE 2: This situation may occur within a segment when Events are provided in both v0 and v1 DASH Event Message Boxes. The requirement above means that the second box would be regarded as a repetition of the first one.

An event with unknown duration shall be considered to have indefinite length for the purposes of this requirement.

Players shall be able to track at least 10 concurrent or overlapping inband events from each inband event stream that it is monitoring. If a further overlapping event is encountered, Players may discard stored information about the oldest event. This may cause any further repetition of the discarded event to be registered as a new event.

9.1.6 Monitoring of InbandEventStreams

Players shall support monitoring of InbandEventStreams in all Representations that it is decoding at the time.

Players shall not download a Representation solely to gain access to an InbandEventStream contained within it.

InbandEventStreams with the same @schemeIdUri and @value attributes that are present in multiple AdaptationSets shall be considered equivalent and only one of them shall be processed at any particular time. Note that there is no requirement that the actual events carried on such InbandEventStreams be identical. For example, an InbandEventStream on a higher bitrate Representation may carry more data than one on a lower bitrate Representation and events accompanying an AdaptationSet in one language may be different to those for an AdaptationSet of a different language.

Players shall support monitoring events in v0 DASH Event Message Boxes and should support monitoring events in v1 DASH Event Message Boxes.

Content providers wishing to deliver InbandEventStreams that relate to the presentation as a whole shall ensure that they are duplicated in enough places that the player will receive them whatever selection of Representations it has made.

NOTE: Content providers should be careful before including an InbandEventStream and an EventStream that have the same @schemeIdUri and @value in the same MPD. Although MPEG-DASH implies players may or should merge these before passing them to a higher level application, some player implementations may keep them separate.

9.1.7 Inband event formats to support Hybrid Digital Radio slideshow and text messages

9.1.7.1 Introduction

The "Hybrid Digital Radio (DAB, DRM, RadioDNS); SlideShow; User Application Specification" ETSI TS 101 499 [32] specifies mechanisms for providing live text messages and slideshows to internet radio devices. These consist of low update rate short text messages or image URLs which are loosely synchronized with the media. This clause of the present document provides Inband Event Schemes for providing the realtime data feed for the application which provides these features on an Internet radio receiving a DASH stream. Using inband events to carry this avoids the need to make additional connections to subscribe to data services.

There are three event schemes defined using the schemeIdUri "urn:dvb:dash:radiovis:2016" and values 1 to 3:

- Value "1" - used for text messages, defined in clause 9.1.7.3.
- Value "2" - used for "Simple Profile" slideshows - defined in clause 9.1.7.4.
- Value "3" - used for "Enhanced Profile" slideshows - defined in clause 9.1.7.5.

Players are not required to support this scheme, other than to pass the data to a controlling application. However where the player is used in a device which has an application which can make use of this data, that player should support these schemes.

Content which is intended for use by players corresponding to the Simple Profile in ETSI TS 101 499 [32] should be conveyed using the schemes with values 1 or 2. Content which requires an application to support the Enhanced Profile shall only be conveyed using the scheme with value 3.

9.1.7.2 Use in preference to out of band data

Where one or more of the event schemes described in this clause are signalled as Inband Event Streams in an MPD, an application shall not connect separately to a different data source to get the same information (that is the inband events are to be used in preference) to avoid placing a load on systems in place to support legacy distribution.

9.1.7.3 Text messages

This event scheme is indicated by the following: schemeIdUri="urn:dvb:dash:radiovis:2016", value="1".

The payload of this inband event carries a UTF-8 encoded string containing up to 128 characters. There is no termination character - the string is the length of the payload. This payload is a message to be displayed to the user. The presentation time and duration of the inband event indicate the period during which the message should be displayed. If the duration is set to undefined (0xFFFFFFFF) then the message should be displayed until the inband event is updated (by another inband event with the same id attribute value) to indicate an end time, or the presentation time of an event with a different id attribute is reached. An inband event with a zero length payload indicates no message to be displayed, and clears any previous message.

At any given time only one inband event using this scheme shall be active. If a new event is received with a presentation time before the end of the previous event then the previous event is truncated.

An inband event of this type is equivalent to the TEXT message described in clause 7.2.2 of ETSI TS 101 499 [32] being sent at the presentation time of the inband event.

9.1.7.4 Simple slideshow messages

This event scheme is indicated by the following: `schemeIdUri="urn:dvb:dash:radiovis:2016", value="2"`.

The payload of this inband event carries a UTF-8 encoded string, containing up to 512 characters. There is no termination character - the string is the length of the payload. This payload gives the URL from which a slide show image may be retrieved. The presentation time and duration of the inband event indicate the time frame over which the image should be displayed. If the duration is set to undefined (0xFFFFFFFF) then the image should be displayed until the event is updated to indicate an end time, or the presentation time of a later event with a different id attribute value is reached. An inband event with a zero length payload indicates no image to be displayed. The constraints on images and the application behaviour should be as described in ETSI TS 101 499 [32].

At any given time only one event using this scheme shall be active. If a new event message is received with a presentation time before the end of the previous event message then the previous event is truncated.

An event message of this type is equivalent to the SHOW message described in clause 7.2.3 of ETSI TS 101 499 [32] being sent at the presentation time of the event message.

9.1.7.5 Enhanced slideshow messages

This event scheme is indicated by the following: `schemeIdUri="urn:dvb:dash:radiovis:2016", value="3"`.

The payload of this inband event is a UTF-8 encoded json message as defined in clause 7.4.3 of ETSI TS 101 499 [32]. All timing information for these events is carried in the json payload. The presentation time of the event message shall always be at or before any times given within the payload. Absolute times given within the payload shall be converted to the DASH Media Presentation timeline by subtracting the time indicated by the `MPD@availabilityStartTime` attribute. Messages may be ignored if `MPD@availabilityStartTime` is not present.

The duration of inband events following this scheme should be 0.

9.1.8 Integration of DVB-DASH and DVB Application Signalling

Application signalling is intended for use when the DASH stream represents a broadcast service and where it is necessary to bind an Application to one or more such services as defined in clause 4.2.1 of ETSI TS 102 809 [31].

Information about Applications associated with portions of the media timeline can be signalled in the MPD using MPD events as described below.

An EventStream carrying application signalling information shall have the following properties:

- @xlink attributes with value "on request" in an MPD event may be ignored by Players.
- The @schemeIdUri attribute shall be set to "urn:dvb:dash:appsignalling:2016".
- The @value attribute for this scheme is "1". Other values of the @value attribute are reserved for definition by a future revision of the present document and shall be ignored by terminals.

Events associated with the @schemeIdUri attribute "urn:dvb:dash:appsignalling:2016" and the @value attribute of "1" are defined as follows:

- The presentation time (as indicated by the @presentationTime attribute) shall be set to indicate a time from which the application signalling is applicable.
- A duration (as indicated by the @duration attribute) may be defined for the event, indicating the duration for which the application signalling is applicable. If the duration is undefined, the application signalling can be assumed to be applicable until the presentation time of the next application signalling event.
- The value of the element shall be an ApplicationDiscovery record as defined in clause 5.4.5 of ETSI TS 102 809 [31] which shall contain at least one application element.

In order to carry XML structured data within the string value of an MPD Event element, the data shall be escaped or placed in a CDATA section in accordance with the XML specification 1.0 [26]. Players following standard XML parsing rules need take no special action in order to extract valid ServiceDiscovery elements from the Event element.

NOTE: The @messageData attribute of the Event element is not used for carrying application signalling.

- If multiple application signalling events overlap, the one with the latest presentation time shall be applicable in preference to earlier application signalling events.

Carriage of application signalling in MPEG DASH inband event streams is outside the scope of the present document.

9.1.9 Integration of DVB-DASH and SCTE-35 based Ad Slot Signalling

An EventStream carrying SCTE-35 ad slot signalling information shall have the following properties:

- The @schemeIdUri attribute shall be set to "urn:scte:scte35:2014:xml+bin".
- The @value attribute should be absent.
- The @presentationTimeOffset attribute may be present. When present, it is recommended that this attribute is equivalent to the segmentBase@presentationTimeOffset after timescale conversion of corresponding media presentations in the MPD. If it is not present the value 0 is used.
- The @timescale attribute shall be set to a value that enables frame and segment accurate timing. Thus, if the video framerate is 25 fps, the timescale shall be at least 25 or an integer multiple.

Event Elements associated with the @schemeIdUri attribute "urn:scte:scte35:2014:xml+bin" are further restricted follows:

- The @presentationTime shall be set to the splice time of the enclosed marker. The @presentationTime shall correspond to a media segment boundary in corresponding media Representations. For video representations this correspondence shall be frame accurate. For non video representations a small deviation is tolerated.
- The @duration shall be defined for the Event and shall correspond to the ad slot duration of an out (start of break) marker or shall be zero (0) for an in (end of break) marker.
- The @duration shall not be 0xFFFFFFFF, in other words indefinite duration events are not supported. SCTE-35 [47] markers without an explicit duration shall be carried with duration=0.
- The @messageData is not used and shall be absent.
- The @contentEncoding attribute is absent.

The value of the Event Element shall be as recommended in [46].

The namespace shall be signalled in the @xmlns attribute of the Signal Element defined in [46]. The Binary Element shall contain the base64 encoded splice_info_section().

NOTE: The Event value contains XML, this contradicts in some cases with what was recommended in earlier version, parsers shall be able to handle or ignore the specific case of XML based SCTE-35 event based on the scheme urn:scte:scte35:2014:xml+bin.

10 Player Behaviour

10.0 Introduction

This clause contains normative and informative text on player behaviour, however the normative aspects of codec specific behaviour are dealt with in clause 5 (video), clause 6 (audio) and clause 7 (subtitles). Clauses 4, 8 and 9 also contain some requirements.

10.1 DVB Profile Support

Players shall support the 2014 DVB profile MPEG DASH as defined in the present document and indicated by "urn:dvb:dash:profile:dvb-dash:2014". All of the mandatory requirements and restrictions for that profile shall apply. Players may support the 2017 DVB profile of MPEG DASH as defined in the present document and indicated by "urn:dvb:dash:profile:dvb-dash:2017" in which case all of the mandatory requirements and restrictions for that profile shall apply. Players shall support the 2017 DVB profile if they support DASH playback of HDR, HFR or NGA content. Other profiles may also be supported. The following clauses of the present document only apply to the 2017 profile. All other clauses apply to both profiles:

- HDR - 5.2.4, 5.2.5, 5.2.6, 5.2.7, 10.14, 10.15, 11.14
- HFR - 5.2.8, 10.16, 11.15
- NGA - 6.3.2, 6.7, 6.8, 10.18, 11.17

NOTE 1: Individual sub-clauses within clauses 5 and 6 correspond to particular video codecs, audio codecs or video technologies. If a particular DVB-DASH player (or the device it is running on) does not support delivery of content encoded in codec or technology via DASH then the corresponding clause does not apply to that particular player/terminal independent of what DVB-DASH profile the terminal supports.

NOTE 2: Clauses 9.1.7 and 9.1.8 are applicable to both profiles but are optional for both content and players.

Players shall be able to play the content described by the profile-specific MPD (where the DVB profile is defined in clause 4.1) (but not necessarily other Adaptation Sets or Representations in the MPD discarded as part of the process of deriving the profile-specific MPD). The process of deriving a profile-specific MPD is defined in clause 8.1 of ISO/IEC 23009-1 [1].

10.2 ISO BMFF Player Constraints

Following are constraints on the Player with respect to ISO BMFF format:

- Players shall support the usage of the track fragment run box ('trun') with negative composition offsets in order to maintain audio visual presentation synchronization.

NOTE: Negative composition offsets were added to ISO/IEC 14496-12 in Amendment 3, which is included in ISO/IEC 14496-12 [6].

- Players shall support more than one sample entry in the 'std' box and shall support the use of the sample description index in the Track Fragment Header at the start of each segment to identify which of the sample entries is applicable to that segment.
- The Player shall support simultaneous presentation of multiple Adaptation Sets whose Representations have the same track_ID, for example video with track_ID 1 and audio also with track_ID 1.
- Players shall support media segments that contain more than one pair of 'moof' and 'mdat' boxes, where each moof/mdat pair may contain any number of ISO BMFF samples between 1 and the full segment duration inclusive. See also clause 4.3.
- When playing more than one AdaptationSet simultaneously (e.g. one video AdaptationSet, one audio AdaptationSet and one subtitle AdaptationSet), players shall be able to play combinations for which the segments of one AdaptationSet do not align with the segments of another (e.g. due to differing segment

durations) or the segments of one Adaptation Set contain multiple moof/mdat pairs and the segments of another only have a single moof/mdat pair.

10.3 Bitstreams, Luminance Resolutions and Frame Rates

Players supporting H.264/AVC shall support at least one of the AVC player conformance points defined in ETSI TS 101 154 [3], clause L.2.

Players supporting HEVC shall support at least one of the HEVC player conformance points defined in ETSI TS 101 154 [3], clause L.2.

Players supporting VVC shall support at least one of the VVC player conformance points defined in ETSI TS 101 154 [3], clause 5.15.

Players supporting AVS3 shall support at least one of the AVS3 player conformance points defined in ETSI TS 101 154 [3], clause 5.16.

A Player that supports HD content shall support the decode and display of pictures with the resolutions in Table 25. Decoding and displaying pictures with the resolutions listed in Table 26 is required (at all supported frame rates) for AVC (see clause 5.1) but not for HEVC (see clause 5.2), VVC (see clause 5.3) or AVS3 (see clause 5.4).

NOTE 1: This does not preclude the use of other resolutions within an Adaptation Set, however, a limited number of resolutions are listed here to ease Player testability.

NOTE 2: The resolutions in the table are the resolutions in the Representations within an Adaptation Set. These may not be the same as the final display resolution, and are thus independent of region specific variations that are prevalent in Broadcast TV.

Table 25: Luminance Resolutions for progressive content

Horizontal @maxwidth	Vertical @maxheight
1 920	1 080
1 600	900
1 280	720
1 024	576
960	540
852	480
768	432
720	404
704	396
640	360
512	288
480	270
384	216
320	180
192	108

Table 26: Luminance Resolutions for interlaced content

Horizontal @maxwidth	Vertical @maxheight
1 920	1 080
720	576
704	576
544	576
352	288

A Player that supports UHDTV content shall support the decode and display of pictures with the resolutions shown in Table 27 in addition to the resolutions in Table 25. Decoding and displaying pictures with the resolutions listed in

Table 26 is required for AVC (see clause 5.1) but not for HEVC (see clause 5.2), VVC (see clause 5.3) or AVS3 (see clause 5.4).

NOTE 3: This does not preclude the use of other resolutions within an Adaptation Set, however, a limited number of resolutions are listed here to ease Player testability.

Table 27: Luminance Resolutions for UHD TV Progressive Content

Horizontal @maxwidth	Vertical @maxheight
3 840	2 160
3 200	1 800
2 560	1 440

A Player that supports UHD TV2 content shall support the decode and display of pictures with the resolutions shown in Table 27 and 27a in addition to the resolutions in Table 25 using HEVC, VVC or AVS3.

Table 27a: Luminance Resolutions for UHD TV2 Progressive Content

Horizontal @maxwidth	Vertical @maxheight
7680	4320
5120	2880

For service continuity, reducing the frame rate may be beneficial at lower bitrates, so lower frame rates than are found elsewhere in the present document are needed. A Player shall support frame rates formed by a division by 2 and 4 of those of the frame rate families defined in clause 10.4 that it supports.

10.4 Audio/Video Switching Between Different Representations in the same Adaptation Set

Players are expected to transition between Representations in order to optimize the quality of the presentation for the network conditions.

It is important that transitions can be made without any disturbance to the video or audio such that if a sufficiently large number of Representations are available, the viewer does not notice the transition.

Where there is a Representation switch on one component, this shall not affect the playback of other components. For example, audio shall not pause, stutter or mute during a video Representation change.

Players shall support seamless switching between video Representations which differ only in any combination of the following properties:

- Frame rate, providing the frame rate is within one of the following families and is supported by the player (e.g. HFR):
 - 25, 50, 100 fps
 - 30/1,001, 60/1,001, 120/1,001 fps
 - 30, 60, 120 fps
 - 24 fps
 - 24/1,001 fps
- Bit rate
- Profile and/or level
- Resolution, subject to maintaining the same picture aspect ratio

There is no requirement on Players to support seamless switching between Representations where other properties differ.

Players should only make switches between Representations that can be done seamlessly unless the switch is necessary to prevent interruption to the media presentation due to lack of data. Specifically a Player is not required to switch between interlaced and progressive video Representations in the same adaptation set unless it can do so seamlessly; however, a non-seamless Representation switch is preferred to terminating the presentation.

The video presentation shall be considered seamless if the following conditions are met:

- Temporal alignment with other media streams (e.g. audio) is maintained.
- There is no delay between the end of the last frame presented from a first Representation (as indicated by the presentation time and presentation duration of that frame) and the presentation of the first frame from a new Representation.
- There are no missing frames or black frames.
- There is no visible pixel shift during or as a result of a Representation switch.
- There are no visible changes in colour or luminance introduced by the Player.

Players shall support seamless switching between audio Representations which differ only in any combination of the following properties:

- Bit rate.

For audio presentation to be considered seamless the following conditions shall be met:

- There are no audible clicks, glitches or discontinuities.
- Audio presentation is continuous, with no pauses, missing or extra audio.
- Temporal alignment with other media streams (e.g. video, additional audio) is maintained.

The requirements of clause 4.5.1 of ISO/IEC 23009-1 [1] for seamless switching shall also be supported.

10.5 Playback Across Periods

10.5.1 Background

Content with multiple Periods may be created for different reasons, for example:

- to enable splicing of content, for example for advert insertion;
- to provide a synchronization point to avoid drift in segment numbering;
- to remove or add Representations in an Adaptation Set;
- to remove or add Adaptation Sets;
- to add or remove content offering on certain CDNs;
- to enable signalling of shorter segments, if produced by the encoder.

Typically, no continuity is necessary at a Period boundary in terms of content offering. The content may be offered with different codecs, colour primaries, transfer characteristics, language attributes, content protection and so on. It is expected that the Player plays the content continuously across Periods, but there may be implications in terms of implementation to make the playout fully continuous and seamless.

Generally, audio/video presentation across Period boundaries is not expected to be continuous. According to ISO/IEC 23009-1 [1], clause 7.2.1, at the start of a new Period, the playout procedure of the media content components may need to be adjusted at the end of the preceding Period to match the *PeriodStart* time of the next Period as there may be small overlaps or gaps in the content in the Representation at the end of the preceding Period. Overlaps

(respectively gaps) may result from Media Segments with actual presentation duration of the media stream longer (respectively shorter) than indicated by the Period duration. Also at the start of a Period, if the earliest presentation time of any access unit of a Representation is not equal to the presentation time offset signalled in the @presentationTimeOffset attribute then the playout procedures need to be adjusted accordingly.

However, under certain conditions seamless continuation of the presentation across Periods may be achieved, especially if the content is offered properly. This clause provides an overview on content offering requirements and recommendations across Periods and the Player behaviour when downloading and presenting such content.

Note that this clause applies to static and dynamic Media Presentations and it is independent of the use of xlink. The rules apply for the case after remote Periods are dereferenced.

10.5.2 Content Offering with Multiple Periods

10.5.2.1 General

If content is offered with multiple Periods, then the content provider should offer the content such that the total media presentation time of a Representation is as close as possible to the actual Period duration. It is recommended that the Period duration is the maximum of the presentation durations of the Representations contained in the Period.

In certain circumstances the content provider may offer content in the next Period that is a continuation of the content in the previous Period, possibly in the immediately following Period or in a later Period. The latter case applies for example after an advertisement Period has been inserted.

10.5.2.2 Associated Adaptation Sets across Periods

The content provider may express that the media components contained in two Adaptation Sets in two different Periods are *associated* by assigning equivalent Asset Identifiers to both Periods and by identifying both Adaptation Sets with identical value for the attribute **AdaptationSet**@id.

If Adaptation Sets in two different Periods are *associated*, then the following parameters shall be identical for the two Adaptation Sets:

- the language as described by the @lang attribute;
- the media component type described by the @contentType attribute;
- the picture aspect ratio as described by the @par attribute;
- any role properties as described by the **Role** elements;
- any accessibility property as described by the **Accessibility** elements;
- any viewpoint property as described by the **Viewpoint** elements;
- for audio Adaptation Sets, all values and presence of all attributes and elements listed in Table 4.

NOTE: Additional requirements may apply to specific content protection schemes, the details of which are outside the scope of the present document.

10.5.2.3 Period Continuity

Content providers may explicitly signal that Adaptation Sets across Periods are *period-continuous*. It may do this by providing the following signalling:

- From the first Period:
 - PID means the Period@id attribute value.
 - AID means the value of the @id attribute of the Adaptation Set to be Period continuous.
- In subsequent Periods:

- The Period contains an Adaptation Set with the following:
 - The @id attribute set to AID.
 - A SupplementalProperty descriptor with the @schemeIdUri attribute set to "urn:dvb:dash:period_continuity:2014" or "urn:mpeg:dash:period-continuity:2015" and the @value attribute set to PID.

If this is the case, then the following shall hold:

- All Representations in the Adaptation Set in the first Period shall share the same value EPT1 for the earliest presentation time.
- All Representations in the Adaptation Set in a subsequent Period shall share the same value EPT2 for the earliest presentation time.
- The Adaptation Sets with the value of their @id attribute set to AID in the first and subsequent Periods shall be *associated* as defined in clause 10.5.2.2.

NOTE: MPEG DASH [1] and the URN "urn:mpeg:dash:period-continuity:2015" use a similar but less detailed definition of association than the present document. Players should not rely on associated Adaptation Sets signaled with the MPEG URN being guaranteed to be fully compliant with the definition in clause 10.5.2.2.

- The presentation duration of each Representation in the Adaptation Set with the @id attribute set to AID in the first Period shall be $EPT2 - EPT1$, where the *presentation duration* of a Representation is identical to the difference between the end presentation time of the Representation and the earliest presentation time of any access unit.
- If a Representation exists in Adaptation Sets that have their @id attribute set to AID in the first and subsequent Periods where these Representations share the same value for their @id attributes, then the following shall hold:
 - the Representations shall have functionally equivalent Initialization Segments, i.e. the Initialization Segment signalled for the Representation in the first Period may be used to continue the play-out of the Representation in subsequent Periods; and
 - the concatenation of the Initialization Segment for the Representation in the first Period and all Media Segments in the Representation in first Period and all Media Segments in the Representation in the subsequent Periods shall represent a conforming Segment sequence as defined in clause 4.5.4 of ISO/IEC 23009-1 [1].

Content providers should signal *period-continuous* Adaptation Sets.

10.5.2.4 Non-continous period playback

Players should support jumping gaps up to a certain maximum gap duration between periods, or discard time overlaps of content between subsequent periods. This occurs when the representation durations are not matching the Period@duration or the period duration derived from Period@start. The maximum gap/overlap duration may be configurable in some players. The player may either pause during the gap between the periods or immediately continue playing the following period after the current period playback is finished (e.g. in case of overlap).

10.5.3 Player Requirements and Recommendations

Typically, at a Period boundary no continuity in terms of content offering is ensured. The content may be offered with different codecs, colour primaries, transfer characteristics, language attributes, content protection and so on.

The Player should play the content continuously across Periods, but there may be implications in terms of implementation to provide fully continuous and seamless playout. It may be the case that at Period boundaries, the presentation engine needs to be reinitialized, for example due to changes in formats, codecs or other properties. This may result in a re-initialization delay. Such a re-initialization delay should be minimized.

If the Media Presentation has the @type attribute set to "static", then any delay caused by re-initialization should not lead to "missed" content, but instead the viewer should find the overall duration of playback has taken longer than expected. However the times reported by the Player to an application or the viewer shall not be affected by these delays (so media time stands still during the delay). If the Media Presentation has @type attribute set to "dynamic" then there is a risk that such re-initialization delays will cause the Player to slowly drift behind live. If this drift accumulates to a significant size, then the Player may need to jump forwards to rejoin the live edge or play it faster than real-time to rejoin the live edge.

If the Player presents media components of a certain Adaptation Set in one Period, and if the following Period has assigned an identical Asset Identifier, then the Player should identify an *associated* Adaptation Set (as defined in clause 10.5.2.2) and, in the absence of other information, continue playing the content in the associated Adaptation Set.

If furthermore the Adaptation Set is *period-continuous* (as defined in clause 10.5.2.2), i.e. the presentation times are continuous and this is signalled in the MPD, then the Player shall seamlessly play the content across the Period boundary under the constraints in clause 10.4. Most suitably the Player may continue playing the Representation in the Adaptation Set with the same @id, but there is no guarantee that this Representation is available. In this case the Player shall switch to any other Representation in the Adaptation Set.

10.6 Trick Mode Implementation (informative)

10.6.0 Introduction to Trick Mode

The terms "trick mode" refers to playback in any mode other than forward playback at the recorded speed of the audio/video content ("1x"). Examples include fast forward, slow motion, reverse, and random access. Random access may involve skipping to a presentation time, a scene, or a chapter to begin playback, and a menu or partial screen pictures may be presented to allow a user to select a position based on the content.

DASH streaming has rate limitations compared to file trick play due to constraints on Segment download speed, but DASH defines special I picture Representations, and can use other techniques that partially overcome download rate constraints.

Trick modes may be implemented entirely in the player or alternatively content may be constructed with additional Representations to assist trick play.

Player enabled trick modes are discussed in clause 10.6.1. There are a number of different ways in which a player can support playback at speeds greater than 1.0 or less than 0.0. It is optional for a player to support playback at speeds other than 0.0 and 1.0. If a player supports playback at these other speeds, it is optional whether one or more of the ways listed is supported or if something different is used.

Content features that facilitate trick play are described in clause 10.6.2.

10.6.1 Player Enabled Trick Modes

10.6.1.0 Introduction to Player Enabled Trick Modes

Trick mode playback is primarily implemented in players, and uses unspecified decoding and synchronization methods that sometimes require decoding partial bitstreams that violate H.264/AVC buffer and timing models. A player may pause or stop a Media Presentation. In this case the player simply stops requesting Media Segments or parts thereof. To resume, the player sends requests for Media Segments, starting with the next Segment after the last requested Segment.

Forward slow motion is simulated by decoding slower than normal and repeating decoded frames output for display. Audio fast forward can be pitch corrected at moderate speeds, but is usually not decoded during reverse or at fast forward video playback. Audio random access is easier than video because audio samples (sync frames) are randomly accessible, short (e.g. 10 - 32 ms vs. more than one second per H.264/AVC Coded Video Sequence), and can be decoded much faster than realtime to present a particular audio sample (e.g. a 48 kHz waveform sample).

When non-sequential or partial Media Segments are passed to a decoder, the `baseMediaDecodeTime` stored in the Track Fragment Decode Time Box ('`tfdt`') combined with the `Period@presentationTimeOffset` in the MPD can be sufficient to locate the movie fragment on the presentation timeline and provide synchronization between Adaptation Sets encoded with separate timelines, origins, and timescales in the same Period.

The '`tfdt`' indicates the decode time of the first decoded sample, and the presentation time of all samples in the Segment can be determined by adding composition offsets stored in the Track Run Box ('`trun`'). Negative composition offsets in a V1 '`trun`' box should be used to adjust the presentation time of the first presented sample to equal the '`tfdt`' time so that video sample presentation will not be delayed relative to audio samples. The composition offsets may differ between Representations due to different image sizes and the number of decoded frames held for reference in the H.264/AVC decoded picture buffer (more frames result in longer maximum removal delay if positive composition offsets are used). Delivery and decoding in ISO Media is not realtime, as it is in a transport stream, so the sole purpose of composition offsets is to re-sequence pictures from decode order to display order. Delaying presentation of the video track relative to audio is a side effect of reordering in only one direction (if positive offsets are used).

ISO Media edit lists or a '`sidx`' stored in each Initialization Segment can be used to offset the start of a video track in a file by the amount of its composition delay, but those options are problematic for adaptively switched Segments. Edit lists interfere with simple bitstream switching (`AdaptationSet@bitstreamSwitching="true"`), and require the DASH player to control presentation offsets of Segments and samples as they are scheduled for decoding in normal decoders. Loosely coupled players and decoders, such as an ECMAScript player adding Segments to an HTML5 Media Source Buffer, may not be able to compensate for variation in composition delay that are not signalled in the Media Segment header (i.e. '`tfdt`'). Special decoders would be required to override movie fragment header timing with Initialization Segment edit lists or '`sidx`' delivered to a decoder in sequence with each related Media Segment, I picture used for trick play, etc.

A player can create a "progress bar" by showing a timescale for the presentation duration in a static MPD, or the timescale from first to last available Segments in a dynamic presentation. Dynamic presentations should calculate Segment expiration when they become older than the PVR window, and Segment availability when the last sample in a Segment of `@maxSegmentDuration` is estimated to be older than current UTC time based on the `@availabilityStartTime` of the presentation according to the server clock, and a safe estimate of UTC at the player. Current play position is the composition time of the currently presented samples minus `@presentationTimeOffset`.

Where DASH is used in combination with an interactive application, it is also possible to implement some "trick modes" by modifying content within that app. For example, I frames can be extracted during the Segment download process and converted to JPEGs. The app can then show these JPEGs as required to construct scene menus, "film strips", etc.

No matter what trick play mode is used, once the desired location is found by the user, the player can use that presentation time to begin normal playback at the nearest access point to that presentation time.

10.6.1.1 Fast Forward H.264/AVC Long GOP fast decoding and frame dropping

Lower bitrate video Representations in an Adaptation Set are typically subsampled with fewer horizontal and vertical samples than the Adaptation Set's nominal display resolution, and can usually be decoded at a higher frame rate in a decoder that is initialized for a higher quality Representation. Output frames may be discarded if they exceed display system refresh rate. If a lower bitrate Representation can be downloaded at the faster decode rate, then fast forward playback can be maintained. For instance, a Representation that is 50 % subsampled horizontally and vertically could be downloadable and decodable at a 4x rate if a full resolution Representation is capable of 1x download and decode.

Representation or SubRepresentation elements may include the `@maxPlayoutRate` attribute to indicate the corresponding Representation or Sub-Representation may be used for the fast-forward decoding. This attribute indicates that the player may play the Representation or Sub-Representation with any speed up to the regular speed times the specified `@maxPlayoutRate` attribute with the same decoder profile and level required by the AdaptationSet. A player may decode lower resolution Representations at a faster rate whether the `@maxPlayoutRate` attribute is present or not.

10.6.1.2 Fast Forward H.264/AVC picture discarding before decoding

H.264/AVC pictures that are not referenced by other pictures may be discarded prior to decoding to play faster than 1x. H.264/AVC picture references are hierarchical, so discarding the highest reference tier removes dependencies on the next tier so that they may also be discarded. ISO Media files only identify independently decodable pictures and disposable pictures (top tier) by default, so discarding intermediate tiers, other than all but I pictures, may result in decoding errors. Sample Groups may be encoded in ISO Media files to provide additional dependency information to allow discarding a higher percentage of pictures for faster playback, if Segments can be downloaded at that rate.

10.6.1.3 Fast forward I picture access

For very fast forward, all but I pictures may be discarded before decoding. If I pictures are repeated once per second, the playback speed would be 50x for 50 Hz frame display rate. That is probably not a sustainable Segment download rate. Decoded I frames may be repeated on output to produce lower speed increases, but motion will appear jerky. I pictures may be discarded before decoding for a faster play rate. Normal playback speed should normally be resumed on an IDR picture. H.264/AVC allows continuous decoding from other I pictures, but not all. ISO Media files do not distinguish between the three types of I pictures unless that information is added in sample groups. Resuming on a normal I picture could result in pictures with dependency on previous pictures failing to decode properly.

10.6.1.4 Fast reverse I picture access

Since I pictures are independently decodable, a player can play downloaded Segments in reverse order by parsing the movie fragment box ('moof') to locate I pictures and decode them in reverse order. The frequency of I pictures encoded and refresh duration of each decoded frame will determine the rate of reverse play. If Segments are already buffered as the result of forward play (e.g. instant replay scenario), the reverse rate may not be limited by Segment download rate.

10.6.1.5 Segment random access

Segments that are available according to the `MPD@type="static"`, `@availabilityStartTime`, PVR buffer duration, current UTC time or Segment Timeline are normally requested and played from the start (first IDR picture). DASH Segments are optimized for simple concatenation and decoding, even when sequenced from different Representations. However, random access to a picture later in a Segment requires decoding from an I picture, and typically the first IDR picture, unless sample groups are present that additionally identify sample groups of I pictures that are followed by pictures that are all decodable from that entry point. Gradual decoding refresh is also possible in some streams when sample groups are present that provide that information. In general, random access to a picture within a Segment will not be seamless because earlier pictures will be decoded before the random access picture can be presented, resulting in a presentation time delay.

10.6.1.6 Partial Segment fast forward or reverse

ISO Media Segments require movie fragment header information, such as sample byte offsets, to locate and decode media samples (i.e. pictures, TTML documents, and audio sync frames). Video decoding can always start on the first sample of a DASH Segment because it is an IDR picture (it may not be presented first, but it is stored and decoded first). In order to increase download speed during IDR picture trick modes, just the first portion of a Segment containing the movie fragment box and a portion of the media data box ('mdat') containing the first (IDR) picture may be downloaded. The byte range of the Segment request may include an approximate estimate larger than the IDR size, or it may be an accurate size derived from 'sidx' and 'ssix' byte range indexes.

10.6.2 Content enabled Trick Modes:

10.6.2.0 Introduction to Content enabled Trick Modes

The trick play modes listed above do not require special content authoring or MPD description. This clause describes trick play modes that depend on special content and MPD authoring.

For instance, including the `@maxPlayoutRate` attribute in MPDs for lower resolution Representations does not require special content preparation. It is an optional MPD hint to players that they can decode that Representation at the faster frame rate (see clause 10.6.1.1). This clause describes specially encoded Representations where `@maxPlayoutRate` is required to indicate special encoding.

10.6.2.1 Trick Play Representations

Trick Play Representations consist of long duration Segments containing only H.264/AVC IDR pictures that are typically low frame rate and low resolution to make Segments comparable to normal Segment size and download speed.

For example, a Segment duration could be one minute containing sixty 1 Hz images. In this case, if Segments can be downloaded at a rate of one Segment per second, a user can scan backward or forward at a maximum sustained frame rate of 60x.

Trick Play Representations will be stored in a separate Adaptation Set from the normal long GOP H.264/AVC Representations of the same source content to prevent automatic adaptive selection, and to maintain Segment alignment in the normal Adaptation Set. Trick Play Representations will indicate @maxPlayoutRate, and the Adaptation Set that contains them will include the attribute @codingDependency="false", and may contain an Essential Descriptor to prevent players that do not recognize Trick Play Representations from attempting to play the Trick Mode Adaptation Set for normal playback. A Role descriptor may be used to indicate this Adaptation Set is an "alternative" for the normal Adaptation Set. The URN "urn:mpeg:dash:role:2011" is defined to identify the role scheme defined in Table 31 of ISO/IEC 23009-1 [1], and **Role**@value is assigned to Adaptation Sets that contain a media component type to which this role is associated.

If a specific Representation or SubRepresentation element includes the @codingDependency attribute with value set to 'false', then the corresponding Representation or Sub-Representation may be used for both fast-forward and fast-rewind trick modes.

10.6.2.2 Sub Representations

If a specific Representation or SubRepresentation element includes the @maxPlayoutRate attribute, then the corresponding Representation or Sub-Representation may be used for the fast-forward trick mode followed by periodic frame dropping to prevent exceeding the display refresh frequency. The player may play the Representation or Sub-Representation with any speed up to the regular speed times the specified @maxPlayoutRate attribute with the same decoder profile and level requirements as the normal playout rate.

Scalable video coding methods can create SubRepresentations that can be decoded faster than 1x, or are temporal layers that normally result in a lower or higher frame rate at 1x playback, but a lower frame rate SubRepresentation decoded at the normal frame rate will result in fast forward playback. Disposable pictures are preselected by layer and are not decoded when the enhancement layer is not decoded. This has a similar result to discarding disposable pictures based on the coding dependency indicated for each sample in file metadata, except the work of setting appropriate coding dependencies with a steady frame rate is done in advance by the scalable video encoder.

In On Demand Profile Periods, Sub-Representations in combination with Index Segments and Subsegment Index boxes may be used for efficient trick mode implementation. Sub-Representations in combination with Index Segments containing Segment Index boxes ('sidx') and Subsegment Index boxes ('ssix') may be used for trick mode implementation. Given a Sub-Representation with the desired @maxPlayoutRate, ranges corresponding to SubRepresentation@level all level values from SubRepresentation@dependencyLevel may be extracted via byte ranges constructed from the information in Subsegment Index Box. These ranges can be used to construct more compact HTTP GET request.

10.7 Player Buffering

The Player should not buffer more data than equivalent to approximately 300 seconds of normal play in advance of the current play position.

10.8 Player Resiliency

10.8.1 Introduction (informative)

Broadcasters generally go to great lengths to ensure that their output is reliable - in a broadcast environment this involves making use of multiple paths between operational sites, redundant equipment, and controls to automatically switch between these if a failure is detected. They can then provide a highly available signal from a transmitter. From a Player perspective this signal can either be received or not, it has no way to rectify a lack of signal.

In a world of DASH delivered content this is not the case. There are more opportunities for failures, either temporary or semi-permanent, between the Player and the broadcaster's point(s) of presence on the Internet. There is also much more scope for providing means of working around such failures. Since fault conditions may exist only in parts of the network and hence only be visible to some Players, it is up to the Player to detect problems and make use of the alternatives which broadcasters may offer.

Additionally Players attempting to recover from errors may unintentionally, but through poor fault handling, cause further problems (or in fact be the cause of a problem if the fault was actually a Player error). For example in response to an HTTP 404 (not found) status, a poorly configured Player might rapidly and incessantly retry the request. If a media segment is missing, it is unlikely to suddenly appear (even in the case of a live stream: if the segment is not available when it was supposed to be, that publication point, or something feeding it, has probably died). Such behaviour amongst a group of Players could cause a significantly higher number of requests needing to be serviced, even if the amount of data being transferred is small. In turn this high number of requests may lead to the server becoming unusable, which may affect other assets being distributed from the same system.

These issues can be addressed through the use of multiple server locations and appropriate Player responses to error conditions.

In addition to ensuring reliability, the use of multiple locations from which content can be accessed can be used to spread the load during times of heavy demand. This is another situation where Players will help, as the choice of which end point to use needs to be different for different Players. It can be addressed through the use of a random function in conjunction with weighting factors associated with each endpoint. Weighting factors are important as broadcasters with large audiences need to use CDNs which may have differing capacities.

The aim of this part of the document is to ensure that content providers can achieve the load balancing they require and where problems occur which can be resolved through the use of alternative servers this is done, but where it is not possible the failure is identified quickly. For more information about how these features are used see clause 11.9.

10.8.2 Handling of BaseURLs by Players

10.8.2.1 Use of BaseURLs and new attributes

According to ISO/IEC 23009-1 [1], MPDs may contain BaseURLs at many levels (within the MPD, Period, AdaptationSet and Representation elements). At each of these levels there can be more than one BaseURL. The presence of multiple BaseURLs at any given level indicates that the same content can be obtained from more than one location. This enables a content provider to increase resilience and provide load balancing by offering different distribution routes - for example different CDNs.

Where Players find, having evaluated the rules as specified in ISO/IEC 23009-1 [1] clause 5.6 for resolving relative URLs (if necessary), that multiple BaseURLs are present for an item then they shall make use of the alternatives offered in the event of an error with the first one used, as described in this clause.

A new attributeGroup, containing two attributes, is defined by the present document. It is part of the schema with the namespace `urn:dvb:dash:dash-extensions:2014-1` which is included in the ZIP file attached to the present document. This attributeGroup, called `baseUrlAttributes`, shall only be used to extend the BaseURL element as indicated in clause 10.8.2.1.

The `baseUrlAttributes` group is defined as follows:

```
<xs:attributeGroup name="baseUrlAttributes">
  <xs:attribute name="priority" type="xs:positiveInteger" use="optional" default="1"/>
  <xs:attribute name="weight" type="xs:positiveInteger" use="optional" default="1"/>
</xs:attributeGroup>
```

The two attributes from the `baseUrlAttributes` group are used together with the `serviceLocation` attribute on BaseURL elements to provide a mechanism by which content providers can signal to Players the priority, weight and independence of different BaseURLs. The attributes are defined as:

- `@priority` is a positive integer. It has a default value of 1. Lower values indicate higher priority levels.

- @weight is a positive integer. It has a default value of 1. The weight describes the relative weighting of BaseURLs with the same priority, with the semantics that a BaseURL with a weight of 2 is twice as likely to be chosen by a Player as one with a weight of 1. This is used to indicate how the content provider needs traffic to be distributed between BaseURLs of a given priority and is usually related to the relative capacity of the infrastructure serving the different BaseURLs.
- @serviceLocation (defined in ISO/IEC 23009-1 [1]) is an optional string described further below. When @serviceLocation is not set on an absolute BaseURL then serviceLocation shall take the value of the BaseURL (that is the serviceLocation is the URL inside the element).

Players shall carry out BaseURL reference resolution as specified in clause 5.6.4 of ISO/IEC 23009-1 [1], with the following caveats relating to the additional attributes:

- The document base URI shall be treated as if it were a BaseURL element with the default values for the @priority and @weight attributes, and a @serviceLocation value of the document base URI.
- Players shall associate values of @priority, @weight and @serviceLocation attributes with resolved BaseURL elements. These shall be taken from the BaseURL element that provided an absolute URL for the resolution process, or the document base URI if that was used as the absolute URL. Hence, Players shall ignore any @priority, @weight or @serviceLocation attributes that are present on BaseURL elements containing relative URLs.

The @serviceLocation attribute is used to implement a blacklisting of failed BaseURL locations. To do this the Player shall maintain a list of @serviceLocation values which have failed (see clause 10.8.2.3). When an MPD is first loaded in a session the blacklist shall be empty. The blacklist is retained when the MPD is reloaded by the Player, but discarded when a different MPD is loaded or at the end of the current session.

Whenever the Player needs to construct a list of BaseURLs, using the rules above, all URLs in the list which have a @serviceLocation attribute matching an entry in the blacklist shall be removed from the available list of BaseURLs. Additionally, whenever a BaseURL is removed from the available list of BaseURLs, any other BaseURL with the same @priority value as the BaseURL being removed shall also be removed.

This reduced list of BaseURLs shall be used when selecting a BaseURL as described in the following clauses.

NOTE: The removal of BaseURLs sharing a @priority attribute value with a BaseURL having a blacklisted @serviceLocation is to prevent unintended changes to the relative weightings in clause 10.8.2.2. Also see clause 11.9.4 for more explanation of this.

10.8.2.2 Selection of BaseURL

When a Player needs to use a BaseURL to resolve a reference to external content, such as may be found inside a Segment Template, it shall pick the BaseURL as follows:

- It shall begin by taking the set of resolved BaseURLs present or inherited at the current position in the MPD, resolved and filtered as described in clause 10.8.2.1, that have the lowest @priority attribute value.
- If there is more than one BaseURL with this lowest @priority attribute value then the Player shall select one of them at random such that the probability of each BaseURL being chosen is proportional to the value of its @weight attribute. The method described in IETF RFC 2782 [24] or picking from a number of weighted entries is suitable for this, but there may be other algorithms which achieve the same effect.
- If there are no BaseURLs after applying blacklisting, the Player shall stop playback and report an error.

Once a random selection has been carried out amongst a group of BaseURLs with the same @priority attribute value, then that choice should be re-used if the selection needs to be made again unless the blacklist has been modified or the available BaseURLs have changed.

10.8.2.3 Changing BaseURL

At any point where a Player needs to change BaseURL as directed in clause 10.8.6, the Player shall:

- Add the @serviceLocation attribute value to the blacklist. This BaseURL is removed from the list of available BaseURLs, as are any other BaseURLs in the list with the same @priority attribute value.

- Select the set of BaseURLs from the list available BaseURLs that have the lowest @priority attribute value.
- If there is more than one BaseURL in this set, use the rules in clause 10.8.2.2, using the @weight attribute, to select between them.
- If a BaseURL with the same @serviceLocation attribute is in use elsewhere by the Player (for example in accessing content for a different Adaptation Set) then that BaseURL should be replaced following the rules given in this clause when the next request for media is to be made.

10.8.2.4 BaseURL Example (informative)

Take the following MPD excerpt as an example:

```
<MPD>
  <BaseURL dvb:priority="1" dvb:weight="10" serviceLocation="A">http://cdn1.example.com/</BaseURL>
  <BaseURL dvb:priority="1" dvb:weight="30" serviceLocation="B">http://cdn2.example.com/</BaseURL>
  <BaseURL dvb:priority="1" dvb:weight="60" serviceLocation="C">http://cdn3.example.com/</BaseURL>
  <BaseURL dvb:priority="3" dvb:weight="1" serviceLocation="C">http://cdn3x.example.com/</BaseURL>
  <BaseURL dvb:priority="4" dvb:weight="1" serviceLocation="B">http://cdn2.example.com/</BaseURL>
  <BaseURL dvb:priority="5" serviceLocation="D">http://cdn4.example.com/</BaseURL>
  <BaseURL dvb:priority="5" dvb:weight="1" serviceLocation="E">http://cdn5.example.com/example/</BaseURL>
  <Period id="p1" start="PT0S">
    <BaseURL>period/</BaseURL>
    <AdaptationSet>
      <SegmentTemplate media="$RepresentationId/$Number$" initialization="1/IS"/>
      <Representation id="rep1" ... />
      ...
    </AdaptationSet>
  </Period>
</MPD>
```

Initially the Player has an empty serviceLocation blacklist.

When the Player needs to access the media within period "p1" it will resolve the BaseURL within the period element and end up with the following set of BaseURLs:

```
<BaseURL dvb:priority="1" dvb:weight="10" serviceLocation="A">http://cdn1.example.com/period/</BaseURL>
<BaseURL dvb:priority="1" dvb:weight="30" serviceLocation="B">http://cdn2.example.com/period/</BaseURL>
<BaseURL dvb:priority="1" dvb:weight="60" serviceLocation="C">http://cdn3.example.com/period/</BaseURL>
<BaseURL dvb:priority="3" dvb:weight="1" serviceLocation="C">http://cdn3x.example.com/period/</BaseURL>
<BaseURL dvb:priority="4" dvb:weight="1" serviceLocation="B">http://cdn2.example.com/period/</BaseURL>
<BaseURL dvb:priority="5" dvb:weight="1" serviceLocation="D">http://cdn4.example.com/period/</BaseURL>
<BaseURL dvb:priority="5" dvb:weight="1" serviceLocation="E">http://cdn5.example.com/example/period/</BaseURL>
```

Note that the BaseURL with serviceLocation "D" has been assigned the default weight of "1". No BaseURLs are excluded since the serviceLocation blacklist is empty.

From this it takes the BaseURL(s) with the lowest priority:

```
<BaseURL dvb:priority="1" dvb:weight="10" serviceLocation="A">http://cdn1.example.com/period/</BaseURL>
<BaseURL dvb:priority="1" dvb:weight="30" serviceLocation="B">http://cdn2.example.com/period/</BaseURL>
<BaseURL dvb:priority="1" dvb:weight="60" serviceLocation="C">http://cdn3.example.com/period/</BaseURL>
```

It then needs to pick one of them to use. It adds up the weight values of all these BaseURLs which gives a value of 100. It then picks a random integer in the range from 0 to 99 (inclusive). It then selects the BaseURL using that number (called rn here) as follows:

- $0 \leq rn < 10 \rightarrow \text{http://cdn1.example.com/period/}$
- $10 \leq rn < 40 \rightarrow \text{http://cdn2.example.com/period/}$
- $40 \leq rn < 100 \rightarrow \text{http://cdn3.example.com/period/}$

In this case consider the random number it picked is 30, which gives the value of rn. The BaseURL picked is "http://cdn2.example.com/period/" with @serviceLocation "B".

It would then access the initialization segment for the Adaptation Set shown in the example as "http://cdn2.example.com/period/rep1/IS" and the media segments as "http://cdn2.example.com/period/rep1/\$Number\$".

Now consider a fault occurs which triggers the Change URL behaviour described in clause 10.8.2.3. The blacklist of serviceLocations is now updated to include "B".

Upon examining the list of BaseURLs the Player now discards any BaseURL with a serviceLocation of "B" or with a priority of "1".

```
<BaseURL dvb:priority="1" dvb:weight="10" serviceLocation="A">http://cdn1.example.com/period/</BaseURL> This priority has a serviceLocation which has been blacklisted.
<BaseURL dvb:priority="1" dvb:weight="30" serviceLocation="B">http://cdn2.example.com/period/</BaseURL> This serviceLocation has been blacklisted
<BaseURL dvb:priority="1" dvb:weight="60" serviceLocation="C">http://cdn3.example.com/period/</BaseURL> This priority has a serviceLocation which has been blacklisted.
<BaseURL dvb:priority="3" dvb:weight="1" serviceLocation="C">http://cdn3x.example.com/period/</BaseURL>
<BaseURL dvb:priority="4" dvb:weight="1" serviceLocation="B">http://cdn2.example.com/period/</BaseURL> This serviceLocation has been blacklisted
<BaseURL dvb:priority="5" dvb:weight="1" serviceLocation="D">http://cdn4.example.com/period/</BaseURL>
<BaseURL dvb:priority="5" dvb:weight="1" serviceLocation="E">http://cdn5.example.com/example/period/</BaseURL>
```

Now the lowest priority which it can use is 3, so the BaseURL(s) with that priority are selected:

```
<BaseURL dvb:priority="3" dvb:weight="1" serviceLocation="C">http://cdn3x.example.com/period/</BaseURL>
```

There is only one BaseURL, so the random number selection can be skipped. The BaseURL value is now "http://cdn3x.example.com/period/".

Now, consider again a condition requiring the Change BaseURL behaviour. This leads to "C" being added to the serviceLocation blacklist. That now contains "B" and "C".

```
<BaseURL dvb:priority="1" dvb:weight="10" serviceLocation="A">http://cdn1.example.com/period/</BaseURL> This priority has a serviceLocation which has been blacklisted.
<BaseURL dvb:priority="1" dvb:weight="30" serviceLocation="B">http://cdn2.example.com/period/</BaseURL> This serviceLocation has been blacklisted
<BaseURL dvb:priority="1" dvb:weight="60" serviceLocation="C">http://cdn3.example.com/period/</BaseURL> This priority has a serviceLocation which has been blacklisted.
<BaseURL dvb:priority="3" dvb:weight="1" serviceLocation="C">http://cdn3x.example.com/period/</BaseURL> This serviceLocation has been blacklisted
<BaseURL dvb:priority="4" dvb:weight="1" serviceLocation="B">http://cdn2.example.com/period/</BaseURL> This serviceLocation has been blacklisted
<BaseURL dvb:priority="5" dvb:weight="1" serviceLocation="D">http://cdn4.example.com/period/</BaseURL>
<BaseURL dvb:priority="5" dvb:weight="1" serviceLocation="E">http://cdn5.example.com/example/period/</BaseURL>
```

The Player now finds the lowest priority value is 5 and selects the BaseURLs with that value:

```
<BaseURL dvb:priority="5" dvb:weight="1" serviceLocation="D">http://cdn4.example.com/period/</BaseURL>
<BaseURL dvb:priority="5" dvb:weight="1" serviceLocation="E">http://cdn5.example.com/example/period/</BaseURL>
```

As there are two, the Player will pick at random again. It adds up the weight values of all these BaseURLs which gives a value of 2. It then picks a random integer between 0 and 1 (inclusive). It then selects the BaseURL using that number (called m here) as follows:

- $0 \leq m < 1 \rightarrow \text{http://cdn4.example.com/period/}$
- $1 \leq m < 2 \rightarrow \text{http://cdn5.example.com/example/period/}$

In this case consider the random number it picked is 1. The BaseURL picked is "http://cdn5.example.com/example/period/" with serviceLocation "E".

Finally consider a further fault requiring the Change BaseURL behaviour. The value "E" is now added to the serviceLocation blacklist and all BaseURLs with serviceLocation of "E" or priority of "5" are removed from the list of available BaseURLs. The list of the available BaseURLs now contains:

```
<BaseURL dvb:priority="1" dvb:weight="10" serviceLocation="A">http://cdn1.example.com/period/</BaseURL> This priority has a serviceLocation which has been blacklisted.
<BaseURL dvb:priority="1" dvb:weight="30" serviceLocation="B">http://cdn2.example.com/period/</BaseURL> This serviceLocation has been blacklisted
<BaseURL dvb:priority="1" dvb:weight="60" serviceLocation="C">http://cdn3.example.com/period/</BaseURL> This priority has a serviceLocation which has been blacklisted.
<BaseURL dvb:priority="3" dvb:weight="1" serviceLocation="C">http://cdn3x.example.com/period/</BaseURL> This serviceLocation has been blacklisted
<BaseURL dvb:priority="4" dvb:weight="1" serviceLocation="B">http://cdn2.example.com/period/</BaseURL> This serviceLocation has been blacklisted
<BaseURL dvb:priority="5" dvb:weight="1" serviceLocation="D">http://cdn4.example.com/period/</BaseURL> This priority has a serviceLocation which has been blacklisted.
<BaseURL dvb:priority="5" dvb:weight="1" serviceLocation="E">http://cdn5.example.com/example/period/</BaseURL> This serviceLocation has been blacklisted
```

There are no more available so the Player reports an error to the application controlling it and ends the session.

10.8.3 DNS - HTTP Player

DNS records for a given hostname may provide more than one address. Players should be able to make use of at least one additional address in the event that the first address received in the response is unreachable or refuses connections.

10.8.4 Types of error condition and recovery options (informative)

10.8.4.0 Introduction

There are a number of types of error condition which may lead to problems. It may not necessarily be obvious which has occurred, but by grouping them into categories a strategy for dealing with each category can be used.

10.8.4.1 Heavy server load

Network congestion in the home or the Player's ISP is not an error condition and also is something which adaptive streaming is designed to work around. However congestion at the server end, or servers suffering from high loading, may be avoidable if alternative servers with more available capacity can be used.

10.8.4.2 Configuration errors

These types of error may appear when MPDs incorrectly contain links to CDNs which have not been configured to serve the content within the MPD or which have lost connectivity with the content provider. Although this is a situation which should not happen, the possibility needs to be taken into account.

10.8.4.3 Authentication errors

Authentication errors could occur for these reasons:

- By mistake - for example as a configuration error.
- Intentionally - for example a GeoIP check failing.
- A time limited token having expired.

10.8.4.4 Missing segments

Three problems are collated here as missing segments, however the causes are significantly different and so the response to such errors needs care to avoid causing additional problems. Problems which may lead to segments being irretrievable are:

- Equipment failure at the content provider, leading to media segments from one content production path being unavailable. A Player may be able to recover from this by trying alternate BaseURLs as other paths may still be operating (see clause 10.8.6).
- Player/server time misalignment when playing a live stream. This may cause the Player to attempt to retrieve segments before they become available on the server, or after they have left the timeshift buffer.
- Intermittent faults in the content provider or distribution network causing occasional segments to be unavailable.

10.8.4.5 Miscellaneous request errors

There are some HTTP statuses which indicate an error, but are not expected to be encountered. If they are encountered and the Player is unaware of why it has happened then they should be treated in the same way as a configuration error.

10.8.4.6 Transient connection errors or congestion

This category covers errors which lead to dropped or stalled connections, without an identified cause and which do not recur if the connection is reopened. It also covers erratic data transfer caused by congestion.

10.8.5 Specific errors and their categories

This clause lists errors as they are likely to be seen at a Player and the category they belong in. For descriptions of the categories see clause 10.8.4. Player behaviour is defined in clause 10.8.6.

Table 28: Specific errors and their categories

Connection	HTTP Status Code	Error category	Notes
DNS resolution failed	N/A	Heavy server load	Although this may be caused by something other than heavy server load, the actions to take in response to this are the same
Host unreachable	N/A	Heavy server load	
Connection refused	N/A	Heavy server load	
Connection or packet transfer ('socket') timeout	N/A	Transient connection problems or congestion	These are problems which are likely to be caused by network errors, possibly close to the Player, which may disappear if the connection retried
Congestion related problems	N/A	Transient connection problems or congestion	For example unexpectedly slow or bursty connections
Connection closed before response complete	200, 206	Miscellaneous request errors	Possible transient error in CDN
OK	200, 206 but resulting in segment parse error, e.g. truncation	Miscellaneous request errors	Possible transient error in CDN
OK	401 (Unauthorized)	Authentication errors	
OK	402, 403	Authentication errors	Might indicate a token is invalid
OK	404 (Not found)	Missing segments	
OK	405 (Method not allowed) 406 (Not acceptable) 407 (Proxy authentication required) 409 (Conflict) 411 (Length required) 412 (Precondition failed) 413 (Request entity too large) 414 (Request-URI too long) 415 (Unsupported media type) 417 (Expectation failed)	Miscellaneous request errors	These should not really occur in this use
OK	408 (Request timeout)	Miscellaneous request errors	Although this is a retry-able error, it may be the Player is not sending the whole request
OK	410 (Gone)	Missing segments	Might be used on a live stream to indicate something has been deleted, but this is not guaranteed
OK	416 (Requested range not satisfiable)	Missing segments	
OK	500 (Internal server error)	Heavy server load	
OK	501 (Not implemented)	Miscellaneous request errors	These should not really occur in this use
OK	502 (Bad gateway)	Configuration errors	
OK	503 (Service unavailable)	Heavy server load	
OK	504 (Gateway timeout)	Heavy server load	
OK	505 (HTTP version not supported)	Miscellaneous request errors	These should not really occur in this use

10.8.6 Requirements on Players

Where Players encounter an error identified in clause 10.8.4 as being in one of the categories described in clause 10.8.5 then they need to take action to try to enable them to continue.

This clause gives some mandatory requirements to ensure that failover between BaseURLs happens in the event of a failure, and to avoid flooding content servers with requests in the event of a configuration error or complete stream failure.

Players shall follow the action specified in the "Action to take" column of when they encounter an error, from the row with the appropriate values in the "Error category" and "MPD@type" columns of that table. Where an action specifies "retry" the Player should close and reopen the connection to the server before making the HTTP request. Players should use a suitable delay between retries, balancing normal backoff etiquette with the need to avoid disrupting playback. Where an action specifies "change BaseURL", there is no requirement for the Player to remember previous retries after changing BaseURL.

Table 29: Action to take in reaction to errors in the different categories

Error Category	MPD@type	Action to take	Maximum Number of retries
Heavy server load	static or dynamic	The Player may retry the request up to the max number of retries specified. If the problem persists it shall change BaseURL as specified in clause 10.8.2.3.	1
Missing segments	static	The Player shall change BaseURL as specified in clause 10.8.2.3.	
Missing segments	dynamic	The Player shall reload the MPD. If the MPD indicates a source of time as specified in clause 4.7.3 the Player shall resynchronize to one of the time sources as described in clause 4.7.3. If, as a result of reloading the MPD and performing any required time synchronization, the Player determines the request is no longer appropriate, it shall adjust its position in the media to reflect the new MPD and any new time value. If the request is still valid the Player may retry the request up to the max number of retries specified. If trying the above does not result in success the Player shall change BaseURL as specified in clause 10.8.2.3.	2
Configuration errors	static or dynamic	The Player may retry the request up to the max number of retries specified. If the problem persists it shall change BaseURL as specified in clause 10.8.2.3.	1
Miscellaneous request errors	static or dynamic	The Player may retry the request up to the max number of retries specified. If the problem persists it shall change BaseURL as specified in clause 10.8.2.3.	1
Authentication errors	static or dynamic	The Player may retry the request up to the max number of retries specified. If the problem persists it shall change BaseURL as specified in clause 10.8.2.3.	1
Transient connection problems or congestion	static or dynamic	Players should attempt to deal with these problems through the adaptive bitrate system, retrying requests where connections time out and changing bitrate if congestion causes poor throughput.	

10.9 Live Services

10.9.1 Overview (informative)

Live services in DASH are provided through the use of mechanisms in the MPD to allow the signalling of availability times and the media segments being short files which can be encoded and then made available over HTTP. The Player retrieves these when they become available according to the MPD. See also ISO 8601 [29] for more information on live services using MPEG-DASH.

One type of live service is one containing low latency content. Requirements for such services are covered by clause 10.20.

10.9.2 Determining that an MPD represents a live service

MPEG DASH defines two types of Media Presentations: static and dynamic. A static Media Presentation has all the segments available at the value of the **MPD@availabilityStartTime** attribute whilst a dynamic media presentation has the segments available over time.

By default, an MPD with the @type attribute set to "dynamic" suggests that the Player would want to join the stream at the live edge, therefore to download the latest available segment (or close to, depending on the buffering model), and then start playing from that segment onwards.

However there are circumstances where a dynamic MPD might be used with content intended for playback from the start, or from another position. For example, when a content provider offers 'start again' functionality for a live programme, the intention is to make the content available as an on-demand programme, but not all the segments will be available immediately. This can be signalled to the Player by including an MPD Anchor in the MPD URL provided to the Player. The format and behaviour of MPD Anchors is defined in clause C.4 of ISO/IEC 23009-1 [1].

The position from which a Player begins playback depends upon the MPD attributes @type and @suggestedPresentationDelay, together with any signalling in an MPD Anchor. Specifically:

- If an MPD Anchor is present, the Player shall begin playback at the position indicated by that Anchor.
- If there is no MPD Anchor and the MPD@type attribute is set to "static" the Player shall begin playback at the beginning of the MPD.
- If there is no MPD Anchor and the MPD@type attribute is set to "dynamic":
 - If the MPD@suggestedPresentationDelay attribute is not present, then the Player shall begin playback from a point such that the media is being presented no more than 45 seconds behind the time at which it becomes available.
 - If the MPD@suggestedPresentationDelay attribute is present then the Player shall begin playback from a point such that the media is being presented no more than the greater of the value of the @suggestedPresentationDelay attribute and 45 seconds behind the time at which it becomes available.

NOTE 1: The value of 45 seconds used in the above bullet points has been deliberately chosen to be three times the maximum segment duration for audio or video segments specified in clause

4.5. The effect of these constraints is to place an upper limit on the initial player delay for normal circumstances but still to permit (though not require) players to follow suggestedPresentationDelay in the event that it indicates a greater delay than the normal upper limit.

For example, to start from the beginning of the MPD using an MPD Anchor, the following would be added to the end of the MPD URL provided to the Player:

#t=0

Or to start from somewhere other than the start, in this case 50 minutes from the beginning of the period with period ID "programme_part_2":

#period=programme_part_2&t=50:00

NOTE 2: As per clause C.4 of ISO/IEC 23009-1 [1], if the period parameter is not used, the time indicated using the t parameter is as per the field definition of the W3C Media Fragments Recommendation v1.0 [27] clause 4.2.1.

NOTE 3: As per clause C.4 of ISO/IEC 23009-1 [1], the period ID has to be URL encoded/decoded as necessary and needs to match one of the **Period@id** fields in the MPD.

Where an MPD Anchor is used it should refer to a time which is currently available according to the times in the MPD. If the Player receives an MPD Anchor for a time which is not available the error handling behaviour shall be as defined in the W3C Media Fragments Recommendation [27]. Under no circumstances shall the Player request media segments outside of their availability window.

10.9.3 Presentations using segment templates and no segment timeline

Where segments are identified using a segment template using the \$Number\$ replacement with a constant segment duration, the Player may generate segment names up to the time at which the MPD is to be next be updated (according to the MPD@minimumUpdatePeriod attribute). However not all these segments will be available on the server. The Player shall calculate whether a segment is available before requesting it. Players shall not attempt to read segments which, according to the MPD, are not available.

Requests for unavailable segments, particularly those which will become available in the future, cause significant problems for content providers due to difficulties in caching the HTTP 404 status without later preventing access when the resource becomes available.

Where players are playing behind the live edge, for example due to a user request to seek backwards within the time shift buffer, care is needed when seeking forwards (i.e. closer to the live edge). In the situation where a player is playing behind the live edge and MPD updates are being signalled using an InbandEventStream, as described in clause 9.1.4, the player should request and process a new MPD before requesting a segment with a higher Segment Number than has been previously requested. If a player seeks forward without requesting a new MPD then it needs to be prepared to request and process a new MPD if the segment is unavailable, as required by clause 10.8.6.

10.9.4 Considerations for 24/7 operation of a live stream

10.9.4.0 Introduction

Where live television channels are carried over DASH, the stream may run continuously without Periods or any total duration or end time ever being signalled. This does not pose any conceptual problems for a DASH system, but there may be areas to be considered.

10.9.4.1 AvailabilityStartTime

The availability start time could be a considerable time in the past. Players need to be aware of this possibility. Players shall support availability start times at least one year in the past. This field in the MPD uses the XML Period type, which indicates a time using the UTC format.

The MPD time does not track leap seconds. If these occur during a live service they may advance or retard the media against the real time.

10.9.4.2 Large segment numbers

For a continuously running stream it is highly likely that segment numbers may become very large. When using segment templates with leading zeroes, these may be quite long. Players shall support segment numbers of at least 10 decimal digits.

10.9.4.3 Large track fragment decode times

Track fragment decode times, particularly for large track timescale values, are likely to require the use of 64 bit values. Therefore Players shall support track fragment decode time using 64 bit numbers.

10.9.4.4 Extending the SegmentTimeline

When the SegmentTimeline is used, the following applies. In case the duration of the decoded segment does not match the d value in the S element in the SegmentTimeline in the AdaptationSet or Representation (if present), and it was the last S element, the actual segment duration shall be used to compute the next t value by adding the actual duration to the previous (current) t value. This way the timeline in the MPD is dynamically extended without an explicit MPD update. This applies to the cases when @availabilityTimeComplete is set to false, or to true, or when it is absent.

10.9.5 MPD update timing

When playing an MPEG DASH presentation using a dynamic MPD for which `minimumUpdatePeriod` is defined and there is no `InbandEventStream` carrying MPD expiration events (see clause 9.1.4), DASH players should request updated MPDs at the minimum rate necessary for correct operation (see clause A.2 of ISO/IEC 23009-1 [1] for guidance). In any event, during normal playback of such a DASH presentation, DASH players shall not poll for a new MPD at an interval shorter than that defined by `MPD@minimumUpdatePeriod` less twice the longest segment duration described by the MPD.

10.9.6 Maintaining a time shift buffer and using the `@timeShiftBufferDepth`

Players shall parse the `@timeShiftBufferDepth` attribute when present. The attribute shall be used to determine the range of available segments from the live edge of the stream. In case it is absent, `@timeShiftBufferDepth` is defined as infinite. With some live services the `availabilityStartTime` and/or `Period` start time could be long in the past, players should be careful not to request unavailable segments. This is because in practice the `@timeShiftBufferDepth` may not be updated as more segments become available and be set to a fixed value. So at the start of a live stream such a risk may exist.

The segment availability start and end time are defined by MPEG-DASH[1] 5.3.9.5.3.

To avoid erroneous responses, a player shall check the following two aspects before making a request to a segment:

1. The current time is between the segment availability start and end time, i.e the segment is available according to the `@timeShiftBufferDepth` and the definition of segment availability from MPEG-DASH [1] 5.3.9.5.3.
2. Check that the segment is available in the MPD, i.e. that it is either signalled in a `SegmentTimeline` `S` element when using `SegmentTimeline`, or when using the `@duration` and `$number$`, the calculated segment earliest presentation time is not before the period start time or earliest segment presentation time of a segment (if known), and the `$number$` index is not smaller than the `@startNumber`.

If both hold, a player can request the segment, without risking an erroneous response.

10.9.7 Playback of a Dynamic Manifest converted to a Static Manifest

In some cases, when a live stream has ended, and all segments of that live stream are available, no more segment or MPD updates will occur. An example is the case described in 11.19 when a dynamic MPD is converted to static. A player can detect that this occurred based on the following changes in an MPD after an MPD update:

- 1) The attribute `MPD@mediaPresentationDuration` was added,
- 2) The attribute `MPD@minimumUpdatePeriod` was removed
- 3) The `MPD@type` is changed from “dynamic” to “static”

In addition the MPD `@availabilityStartTime` may have been removed.

In this case a player shall:

1. No longer update the MPD
2. Continue playing from the current media presentation time

The current presentation time is defined to be the media presentation time of the segment, as defined by the `t` element in `SegmentTimeline` or computed from `@duration` based signalling when using `SegmentTemplate` with `@duration`.

In some cases the `@availabilityStartTime` and/or period start time of the live stream may be long in the past. As in a static mpd the period start time is zero and the `MPD@availabilityStartTime` is absent, the following changes may be applied to the manifest to keep the media presentation timeline consistent.

1. The `Period` start time is set to 0 and `@presentationTimeOffset` attributes are set to match the earliest media presentation time of the segments in the period.

This avoids gaps in the start of the first period of the static manifest. A player requesting the MPD for the first time (when it is already converted to static) is expected to play this MPD from the beginning, as by default for playback of static MPDs.

10.10 MPD Processing

Players shall support the 2014 version of the DVB DASH profile as indicated by the URN "urn:dvb:dash:profile:dvb-dash:2014" and may support the 2017 version of the DVB DASH profile as indicated by the URN "urn:dvb:dash:profile:dvb-dash:2017". Players shall be able to play the content described by the profile-specific MPD (as defined in clause 8.1 of ISO/IEC 23009-1 [1]) (but not necessarily other Adaptation Sets or Representations in the MPD discarded as part of the process of deriving the profile-specific MPD).

Where there are multiple Adaptation Sets of the same component type (e.g. 2 x video Adaptation Sets), players shall, by default, select an Adaptation Set that is signalled with a Role element with a value of "main" from the "urn:mpeg:dash:role:2011" scheme. There is no requirement for a player to select a "main" Adaptation Set if it understands the logic and signalling of other potentially more appropriate Adaptation Sets or is required by an application to select a different Adaptation Set. If there is only one audio Adaptation Set and this has no Role element then Players shall consider it to have a value of "main". If there is only one audio Adaptation Set and this has a Role element whose value is not "main" then Players shall not select that Adaptation Set unless either of the following applies:

- The Player understands the logic and signalling concerned (as above) and selecting it would be appropriate.
- Or an application requests the Player to select the Adaptation Set.

If there are multiple "main" Adaptation Sets of the same component type then one with the highest value of @selectionPriority shall be selected. If there are more than one with the same highest value of @selectionPriority then the player shall make the selection by itself, possibly on a random basis.

As suggested in the first note in ISO/IEC 23009-1 [1], clause 5.8.4.6 concerning Frame-Packing, Players shall ignore Representations if the scheme or the value for all FramePacking elements are not recognized by the Player.

Players shall ignore a parent element if the scheme or the value for the EssentialProperty child element is not recognized by the Player (as suggested by the note in ISO/IEC 23009-1 [1], clause 5.8.4.8).

Players shall be able to process correctly any EssentialProperty or SupplementalProperty descriptors present within the MPD element, as permitted by ISO/IEC 23009-1 [1].

For the case when MPD@type="dynamic" the player shall be able to support the download and playback of (periodically) updated MPD's following the supported MPD elements and attribute changes and constraints defined in section 4.8.

10.11 HTTP Support

Players shall support HTTP 1.1 as defined in IETF RFC 7230 [17] and the use of Cookies as specified in IETF RFC 6265 [18]. Specifically:

- Players shall support byte range requests.
- Players should follow the rules regarding HTTP status and error codes as defined in clause A.7 of ISO/IEC 23009-1 [1].
- Players shall support gzip content coding according to clause 3.1.2 of IETF RFC 7231 [43] and clause 4 of IETF RFC 7230 [17].
- Where Players receive an HTTP redirect status code of 301, 302 or 307 together with a Location header, they shall follow the redirect for that URL as described in clause 6.4 of IETF RFC 7231 [43]. In the event of successive redirects (that is the initial request returns a redirect, and the request for the new location also returns a redirect), Players shall follow at least three redirects. If a Player caches a redirect, in accordance with IETF RFC 7231 [43] that shall not affect requests for different URLs.
- Players shall use the MPD.Location element URL for all MPD updates and not the URL used to initially retrieve the MPD.
- Players shall support keep-alive on TCP connections where further media segments are to be downloaded from the same server.

- Where SSL is supported, SSL session caching shall also be supported.
- Players should use suitable timeouts when opening a TCP connection. It is recommended this should be between 1 and 3 seconds.

NOTE: In addition to connection timeouts, inter-byte timeouts of a similar value may be appropriate, but care is needed to avoid connections which are waiting due to the Player limiting the throughput or connections idle between HTTP requests being 'timed out'.

10.12 Reporting errors to content providers

10.12.1 Introduction (informative)

In order to manage services in an efficient manner, content providers need to know if Players are encountering difficulties in accessing their services. Automated monitoring is expected to be used to discover complete failures of systems, but, as noted in clause 10.8, problems may be unique to a Player's connection. Additionally transient errors may be difficult to track down, but having these reported when they occur will increase the likelihood of them being resolved.

The present document makes use of the DASH metrics mechanism (see annex D of ISO/IEC 23009-1 [1]) for the purpose of reporting errors. A list, DVBErrors, is added to the metrics attribute; this list contains information about error events. Additionally a metrics reporting mechanism (see clause 5.9 of ISO/IEC 23009-1 [1]) in which objects within a list are converted into URL query strings and sent using HTTP GET requests is defined. To reduce the number of reports received, an optional attribute @probability is added to the Reporting element to ensure that only a fraction of the Player population submits reports.

10.12.2 Player support

Players shall support the metrics reporting mechanism as defined in clause 10.12.3 and the DVBErrors metric described in clause 10.12.4.

Low latency players (see clause 10.20) shall additionally support the metrics in Table 30 as defined in Annex D of ISO/IEC 23009-1 [1].

Table 30: Addition DVB metrics for low latency

Metric	Constraints
Playlist	The "representationid" and "subreplevel" fields may be omitted. Separate entries are not required following a representation switch and support for the "representation switch" stopreason is not required. The "trace" list is not required to contain entries for more than one AdaptationSet regardless of how many AdaptationSets are being presented.
RepSwitchList	Required in full.
HttpList	Only support for MediaSegment transactions is required. Players shall recognise HttpList keys listed within a @metrics attribute as requesting reporting of MediaSegment transactions both when the key has type=MediaSegment and when the key has no specified type. If the TcpList metric is not supported, the "tcpid" field of each entry in the HttpList metric response may be omitted.

An MPD may include other metrics in the list within the @metrics attribute and Reporting elements. A player may ignore any ones it is not required to support, but shall ensure it does not unintentionally ignore a supported combination.

10.12.3 DVB metrics reporting mechanism

10.12.3.1 Scheme Identification

Where the DVB Metric reporting mechanism is indicated in a Reporting descriptor, it shall have the @reportingUrl attribute and may have the @probability attribute defined in clause 10.12.3.2. If a required attribute is missing, the

Reporting descriptor may be ignored by the Player, and if it was the only Reporting descriptor then the Metrics element in which it was present may be ignored.

In addition to any time restrictions specified by a Range element within the Metrics element (see clause 5.9.2 of ISO/IEC 23009-1 [1]), Players shall also restrict their reporting based on the probability attribute of the Reporting descriptor, as described in clause 10.12.3.4.

Reports shall be made as described in clause 10.12.3.5.

10.12.3.2 Scheme URI

The DVB Metric reporting scheme defined by the present document is indicated by the @schemeIdUri attribute of "urn:dvb:dash:reporting:2014" and @value attribute of 1.

10.12.3.3 Additional attributes on the Reporting descriptor

The following are in the DVB schema to provide additional attributes required by this metric reporting scheme:

```
<xs:attribute name="probability" type="ReportingProbabilityType" use="optional" default="1000"/>
<xs:attribute name="reportingUrl" type="ReportingURLType"/>

<xs:simpleType name="ReportingProbabilityType">
  <xs:restriction base="xs:positiveInteger">
    <xs:maxInclusive value="1000"/>
  </xs:restriction>
</xs:simpleType>
<xs:simpleType name="ReportingURLType">
  <xs:restriction base="xs:anyURI">
    <xs:pattern value="https?://.*"/>
  </xs:restriction>
</xs:simpleType>
```

The attributes are defined as follows:

- @reportingUrl - An absolute HTTP or HTTPS URL. This shall be present when the scheme type is indicated as in clause 10.12.3.2.
- @probability - A positive integer between 1 and 1000, indicating the probability, in thousandths of a whole, of this Player submitting error reports for this session. This enables "sampling" of the Player base for error reports to reduce the number of reports received. If absent it takes the value 1000.

NOTE: DVB Metric reporting can be disabled simply by omitting the Reporting descriptor or by omitting the Metrics element in its entirety.

10.12.3.4 Use of the @probability attribute

The DVB reporting mechanism allows sampling of the Player population. This enables content providers to reduce the amount of infrastructure required for handling reports, whilst still obtaining enough data to identify and resolve problems. The sampling is enabled through the use of the probability attribute on the Reporting descriptor. The value of this is between 1 and 1000, indicating how many Players per 1000 are to report errors.

When the Player receives an MPD which indicates that the DVB metrics reporting mechanism is to be used, it shall determine whether it is a reporting Player as follows:

- If the @probability attribute is set to 1000, it shall be a reporting Player.
- For any other value of the @probability attribute, it shall decide at random whether to be a reporting Player, such that the probability of being one is @probability/1000. For example the Player could pick a random number from 1 to 1000 inclusive and if the number is less than or equal to @probability, the Player is a reporting Player.

A Player's status, as a reporting Player or not, shall remain static for the duration of the MPD, regardless of MPD updates.

If the Player is not a reporting Player, then the Player shall not report any errors.

NOTE: A Player becoming a reporting Player is itself something which is recorded by the DVBErrors metric.

10.12.3.5 Reporting metrics

This reporting mechanism operates by creating one HTTP GET request for every entry in the top level list of the metric. For example if the metric being reported is "DVB Errors" (see clause 10.8.4) then one GET request is issued for each Entry in the list (with each entry being an individual error).

Players shall report metrics as soon as practical after the event which gives rise to the metric has occurred. If many entries occur at the same time or in quick succession separate reports shall be made for each.

For each entry in the top level list within the metric (in the case of the DVBErrors metric each entry corresponds to an "error event" described in clause 10.8.4) the Player shall:

- Take each (key, value) pair from the metric entry and create a string consisting of the name of the key, followed by an equals (=) character, followed by the string representation of the value. The string representation of the value is created based on the type of the value following the instructions in Table 31. When the value of a metric is null, or not set for any reason, then the string created shall be the name of the key followed by an equals (=) character only.
- If the metric being reported is not DVBErrors then an additional (key, value) shall be added with key "metricname" and the value being the name of the metric being reported. When the metric is DVBErrors then "metricname=DVBErrors" may be included, but is not required to be.
- Concatenate the strings created in the previous step with an ampersand (&) character between each one. E.g. name=value&name=value.
- Take the value of the @reportingUrl attribute, append a question mark (?) character and then append the string created in the previous step. This results in a string of the form `http://example.com/something?name=value&name=value`.
- Make an HTTP GET request to the URL contained within the string created in the previous step.

Table 31: Encoding of Reporting metric values

Type	How the value is encoded
Integer	Value converted to a decimal string containing no separators or leading zeroes
String	URL encoded value
Real-Time	Date and time in UTC, formatted as a combined date and time according to ISO 8601 [29]
Media-Time	Time in milliseconds converted to a decimal string containing no separators or leading zeroes
Enum	URL encoded value. Symbolic names for the values of enum fields can be found in ISO/IEC 23009-1 [1]
List	Comma delimited objects
Object	Objects (which are essentially used as list entries) consist of the URL encoding of all the attributes of the object (as name=value pairs). The following characters shall additionally be encoded to allow the inclusion within a list: equals = percent % comma ,
Real	Optional leading minus sign, followed by a decimal string, optionally followed by a decimal point '.' and further digits e.g. 12 or -654.32 This encoding is not floating point - no exponent is allowed

The Player shall then make a GET request for the resulting URL. The Player may discard any body returned with the HTTP response.

If the Player is unable to make the report, for example because the @reportingUrl is invalid, the host cannot be reached, or an HTTP status code other than one in the 200 series is received, the Player shall cease being a reporting Player for the duration of the MPD.

Players shall support URLs of at least 2 047 bytes in metrics reports. If a generated report would exceed the player's URL length limit, the report shall be truncated at a "," (0x2c) or "&" (0x26) character and the suffix "&truncated=1" added to the end. The amount of truncation shall be the minimum necessary to reduce the URL to a length that is within

the player's limit whilst truncating at one of the specified characters and accommodating the 12-character "&truncated=1" suffix.

10.12.4 Definition of the DVBErrors metric

Table 32 defines the metric for DVB Error events. The name "DVBErrors" shall be used to refer to the metric defined in the table.

Each entry in the DVBErrors list is an "error event". An error event shall be generated each time any of the following occur:

- An error as identified in clause 10.8.5 occurs.
- The Player changes BaseURL following the rules in clause 11.9.2.
- Any other error with an errorcode assigned in Table 32, including SSL connection errors, unrecognized HTTP status codes or corrupt media, occurs.

Table 32: Identifiers which are to be substituted within an ErrorURL

Key		Type	Description
DVBErrors		List	List of error events
	Entry		
	mpdurl	String	Absolute URL from which the MPD was originally retrieved (MPD updates will not change this value).
	errorcode	String	The value of errorcode depends upon the type of error being reported. For an error listed in the ErrorType column below the value is as described in the Value column.
			Error Type
			Value
			HTTP error status code
			HTTP status code
			Unknown HTTP status code
			HTTP status code
			SSL connection failed
			"SSL" followed by SSL alert value
			DNS resolution failed
			"C00"
			Host unreachable
			"C01"
			Connection refused
			"C02"
			Connection error - Not otherwise specified
			"C03"
			Corrupt media - ISO BMFF container cannot be parsed
			"M00"
			Corrupt media - Not otherwise specified
			"M01"
			Changing Base URL in use due to errors
			"F00"
			Becoming an error reporting Player
			"S00"
	terror	Real-Time	Date and time at which error occurred in UTC, formatted as a combined date and time according to ISO 8601 [29].
	url	String	Absolute URL from which data was being requested when this error occurred. If the error report is in relation to corrupt media or changing BaseURL, this may be a null string if the URL from which the media was obtained or which led to the change of BaseURL is no longer known.
	ipaddress	String	IP Address which the host name in "url" resolved to. If the error report is in relation to corrupt media or changing BaseURL, this may be a null string if the URL from which the media was obtained or which led to the change of BaseURL is no longer known.
	servicelocation	String	The value of the serviceLocation field in the BaseURL being used. In the event of this report indicating a change of BaseURL this is the value from the BaseURL being moved from.

10.12.5 Examples (informative)

Examples of metrics reporting that conform to the requirements of clause 10.12 may be found in Annex D.

10.13 Reporting media duration and current play position to higher level applications (informative)

When a DVB Player is operating under the control of a separate application, there will typically be an API which exposes timing information to the application.

It is important that applications are presented with accurate and consistent timing information so that applications can interact with the viewer in the context of the current media timeline. Therefore, where timing information is exposed, the representation of *current play position* and *media duration* should be as described here.

Subject to the additional guidelines below on Period removal and xlink, *current play position* should be calculated as the total duration of media described by the MPD up to the current play position. That is the start time of the current Period plus the sum of all media segment durations before the current segment in the current Period plus the sum of all sample durations in the current segment prior to the sample currently being presented. The start time of the current Period is determined from its Period@start attribute or from the sum of previous Period@duration attributes going back to the most recent Period with a Period@start attribute, as described by clause 5.3.2 of ISO/IEC 23009-1 [1].

For static MPDs which contain no xlink references, *media duration* should be the total duration of the MPD, as indicated by the MPD@mediaPresentationDuration attribute. For MPDs which contain items included by xlink the MPD@mediaPresentationDuration attribute may be incorrect after xlink resolution.

For dynamic MPDs, if the MPD@mediaPresentationDuration attribute is present this should be used as the *media duration*, otherwise the *media duration* should be reported in one of the following ways:

- If the API supports reporting of an indeterminate duration, this should be used.
- If the API does not support this, the *media duration* should signal to the application the extent of media currently available so that the presentation ends at the last segment currently available. The *media duration* will therefore grow as time elapses. Subject to the additional guidelines below on Period removal and xlink, this means the reported *media duration* is the start time of the current period plus the sum of all media segment durations up to the last available segment.

For dynamic MPDs describing live services, Periods may be removed from the beginning of the MPD and others added at the end as time advances. Removal of Periods can be detected using the Period@id attribute which is mandatory for a dynamic MPD. Players should retain knowledge of the total duration of Periods that have been removed from the MPD since playback began and continue to report current play position and duration with respect to the datum determined when the MPD was first retrieved.

If, due to an MPD update, the duration of a Period in a dynamic MPD changes or a new Period is inserted, the *media duration* and *current play position* should be recalculated and the new values reported to the application.

APIs should surface the following additional information which is necessary for applications to handle live streams correctly:

- The value of MPD@availabilityStartTime when the MPD was first retrieved. This provides an absolute time reference for the relative play position values in a live presentation.
- The region of the media timeline which is available for seeking. For a live stream, this is determined by MPD@timeshiftBufferDepth.

It is recommended that APIs exposing times are defined with a suitable range and precision to ensure that individual frames can be identified and to handle the very long durations which are typically associated with live services. In order to indicate time with millisecond precision for a stream that began more than a couple of months in the past, an integer with more than 32 bits is required.

Where a more advanced timing model is exposed through an API, for example indicating the Period structure, it may be appropriate to provide the current play position using the fields defined for the MPD Anchor defined in clause C.4 of ISO/IEC 23009-1 [1].

10.14 Colour description compatibility for HEVC

The requirements in this clause shall apply to all players that support HEVC.

Players supporting the 2017 version of the DVB DASH profile shall process the EssentialProperty and SupplementalProperty descriptors defined in clause 5.2.5. Such Players shall ignore any video AdaptationSet that has an EssentialProperty descriptor indicating colour primaries, matrix coefficients or transfer characteristics that the player does not support.

Players shall process the EssentialProperty and SupplementalProperty descriptors defined in clause 5.2.5.

Players shall ignore any video AdaptationSet that has an EssentialProperty descriptor indicating colour primaries, matrix coefficients or transfer characteristics that the player does not support.

EXAMPLE 1: Players that do not support Recommendation ITU-R BT.2020 [38] are required to ignore any video AdaptationSet carrying an EssentialProperty descriptor with @schemeIdUri="urn:mpeg:mpegB:cicp:ColourPrimaries" and @value="9".

EXAMPLE 2: Players that do not support Recommendation ITU-R BT.2100 [39] PQ system are required to ignore any video AdaptationSet carrying an EssentialProperty descriptor with @schemeIdUri="urn:mpeg:mpegB:cicp:TransferCharacteristics" and @value="16".

For the purposes of this clause, a player is considered to support Recommendation ITU-R BT.2020 [38] colour if one or more of the following is true:

- The player has an integrated display and the picture that is displayed when Recommendation ITU-R BT.2020 [38] is signalled is different from the picture displayed when Recommendation ITU-R BT.709 [21] colour is signalled for an otherwise identical elementary stream.
- A BT.2020 [38] picture is passed over an HDMI connection operating with BT.2020 colorimetry to an HDMI Sink that indicates support for BT.2020.
- A BT.2020 [38] picture is colour space converted prior to passing over an HDMI connection operating with different colorimetry.

Players without integrated displays shall take into account the capabilities of any currently connected display when determining whether or not a particular colour space or transfer function is supported.

Colour description information carried in VUI and SEI messages takes precedence over MPD signalling and players shall act upon the information carried those messages when decoding and presenting video.

NOTE: MPD signalling is provided to allow players to identify the most appropriate AdaptationSets to present, and to determine whether all or part the media presentation can be properly decoded with the player's capabilities. It does not replace the signalling within the video bitstream itself.

10.15 Display composition and HDR

Players shall take into account the colour or HDR format when combining subtitles and on-screen graphics with video for display.

NOTE 1: Subtitles carried in a DVB DASH presentation are expressed in standard dynamic range.

NOTE 2: Incorrect mapping of subtitle colours for a high dynamic range display could produce an unwatchable result with extremely bright text.

10.16 HEVC Temporal Layers

Players which support HEVC shall support decoding Representations containing more than one temporal layer. They shall in addition support decoding Representations where the SPS indicates profiles and levels which are higher than those of the Representation, providing that the SPS includes values correct for all temporal layers include in the Representation.

10.17 Compatibility

Players shall ignore any AdaptationSet or Representation that contains an EssentialProperty descriptor with a @schemeIdUri or @value attribute that the player does not understand or cannot process except in the specific case where multiple EssentialProperty descriptors are present with the same @id attribute and the player understands and can process at least one of them (see ISO/IEC 23009-1 [1], clause 5.8.4.8).

Players shall ignore any AdaptationSet or Representation that has a @codecs (including information such as profile and level, object type etc.), @frameRate, @width or @height or @par or @sar attribute that the player does not understand or cannot process.

NOTE: Players can expect that content using non-backwards compatible features and extensions may be present in MPDs whose @profiles attribute includes urn:dvb:dash:profile:dvb-dash:2017. Correct processing of EssentialProperty descriptors and @codecs attributes is essential in order for a player to identify the compatible parts of such a presentation. This includes ignoring AdaptationSets with @codecs attributes or EssentialProperty descriptors that have values which are not included in the present document, unless the player specifically understands and supports them.

Players shall support Representations which conform to the constraints defined for the 'cmfc' brand in clause 7 of ISO/IEC 23000-19 [40]. In particular players shall be able to decode Representations which conform to the requirements for a CMAF Track defined in clause 7.3.2.2 of ISO/IEC 23000-19 [40] or for a CMAF Track File defined in clause 7.3.3.3 of ISO/IEC 23000-19 [40].

Players shall ignore any boxes contained within an Initialization Segment, Media Segment, or Self Initializing Media Segment which they do not recognize.

Players not supporting low latency presentation shall ignore any SegmentTemplate@availabilityTimeOffset attribute for which there is a corresponding SegmentTemplate@availabilityTimeComplete attribute set to "false".

10.18 Player Requirements and Recommendations for NGA

Players shall support SRSP and SRMP use cases. Players may support MRMP use cases.

NOTE 1: MRMP use cases are currently not natively supported by the W3C Media Source Extension API [i.5].

Players shall support the signalling of Preselections by means of Preselection elements and Preselection descriptors. This is for bit stream configurations where multiple personalization options are available from one elementary stream (SRMP), or where multiple streams contribute to multiple personalization options (MRMP). Players shall select one Preselection out of a set of available Preselections for SRMP or MRMP content.

NOTE 2: Preselection elements and preselection descriptors are not useful for SRSP content.

Players shall not fetch an Adaptation Set with an Essential Property descriptor that the Player does not know.

For Adaptation Sets that have an EssentialProperty or SupplementalProperty Preselection descriptor, players shall not evaluate elements and attributes from those Adaptation Sets but use only the Preselection parameters for selection of an AdaptationSet.

Players shall only evaluate the @selectionPriority if no other differentiation can be done based on existing attributes and elements like Role and @lang, i.e. the @selectionPriority attribute has the least precedence for selecting between Preselections.

If MRMP use cases are supported, players shall support the download of segments from at least 3 audio Representations from different Adaptation Sets from an audio bundle.

10.19 Decryption

Players that support decryption of encrypted content shall support the "cenc" scheme and may support the "cbcs" scheme both as referenced in clause 8 of the present document.

Players that do not support the decryption of content encrypted using the "cbcs" scheme in combination with a supported DRM system shall ignore Adaptation Sets signalled as using that scheme.

NOTE: The ContentProtection descriptor defined in clause 8.4 of the present document identifies the DRM scheme in use.

10.20 Low latency presentation

10.20.1 Applicability

Players supporting low latency presentation of live streams (low latency players) shall support all the mandatory requirements contained in the following clauses. For other players, these requirements are optional. In case a player supporting low latency presentation of live streams performs a seek operation or an MPD anchor is applied in a manifest request (not close the the live edge), players need not follow or support the requirements in the following clauses. Instead, operation as described in 10.9.2 should be followed. However, when that seek or anchor is applied resulting in a playback position that is close the the live edge, i.e. within the maximum latency signalled but lower than the target latency in Service Description, a player may choose the mode of playback, i.e. either low latency presentation as described in this clause or regular playback as described in 10.9.2. In case a seek or MPD anchor is applied at the live edge (within the target latency) or in the future, the requirements outlined in the following clauses shall be supported.

10.20.2 Media access and adaptation

Players shall parse the SegmentTemplate@availabilityTimeOffset and SegmentTemplate@availabilityTimeComplete attributes. Where SegmentTemplate@availabilityTimeComplete is set to "false" and segments are requested earlier than the segment availability time, players can expect media segments to arrive progressively. In such circumstances, the data rate achieved over the whole segment request is unlikely to be representative of the maximum network throughput available as the rate may be limited by the rate at which the chunks forming the segment are produced and pass through the distribution chain.

Low latency players shall use an algorithm for adaptation that can meet the requirements set out in the following clauses within clause 10.20. Besides the aim of an adaptation algorithm to balance the quality of the presented media with reliability under a variety of network conditions, low latency players shall consider any latency constraints that are signalled as specified in clause 10.20.3. Players shall use an algorithm for adaptation that takes into account segments arriving progressively as chunks are produced as well as meeting the latency and quality objectives.

NOTE 1: Some algorithms have been proposed that aim to address the challenges of low latency streaming in combination with quality optimization. Examples include those described in [i.9] and [i.10]. The Open Source javascript DASH player dash.js also includes support for low latency streaming [i.8] based on these algorithms. Algorithms developed for one type of player or network may not necessarily be optimal for another, so testing and evaluation based on this is always recommended. The documentation in [i.8] shows that some algorithms need more parameters to be tuned, while others need less tuning of parameters.

NOTE 2: If the channel bandwidth available for downloading media segments is lower than the required bandwidth of all the Representations being played, this will lead to reduced buffer occupancy at the player and the need for downward adaptation can be detected straightforwardly. Excess channel bandwidth is more difficult to observe, as explained in more detail in "Bandwidth prediction in low-latency chunked streaming" [i.7]. One possible approach could involve measuring over HTTP/1.1 "chunked transfer encoding" chunks or HTTP/2 frames, provided these are of sufficient size. If the HTTP chunk/frame structure is not visible (e.g. in a browser-based player using the Fetch API) or the chunks or frames are very short, data throughput might be measured over the course of individual CMAF chunks (by incrementally parsing the data). Another approach could involve probing occasionally to determine if additional capacity is available. Probes will be most reliable if they request data that is cached at the CDN, such as part of a recent media segment from a Representation being played. Players could choose the portion of such a segment to request based on an expected delivery duration that would be measurable but which would not significantly impact the player's buffer. These different approaches are explained and compared in terms of performance in "Bandwidth prediction in low-latency chunked streaming" [i.7].

10.20.3 Service description

ServiceDescription elements (see clause 4.2.9 and ISO/IEC 23009-1 [1]) can be used by content providers to describe desired player behaviour in relation to low latency content. As specified in ISO/IEC 23009-1 [1] Service Description elements can be placed in the MPD element, to apply to the whole presentation, or in a Period element, to apply only to that Period. Precedence rules are specified in Table 4 of ISO/IEC 23009-1 [1].

Players shall consider themselves in scope where a Service Description element contains a Scope element with @schemeIdUri set to "urn:dvb:dash:lowlatency:scope:2019".

NOTE: As per clause K.4.1 of ISO/IEC 23009-1 [1], if no Scope elements are present in a ServiceDescription element, then it applies to all players.

If there is more than one ServiceDescription element which applies to the player then the player shall use one including a Scope element with @schemeIdUri set to "urn:dvb:dash:lowlatency:scope:2019" in preference to any other. If there is still more than one applying then the players behaviour is undefined.

Any algorithm that takes latency constraints into account as mentioned in the previous section, e.g. [i.9] or [i.10] may be used if the algorithm can take into account requirements from the ServiceDescription element. The following text describes examples that illustrate how a player may handle the Service Description Element.

EXAMPLE 1: An MPD states a TargetLatency that is 6 seconds after the reference time and a MaximumLatency of 10 seconds. The ProducerReferenceTime element indicates that the reference time has a value of 2 seconds at the start of the media timeline. For the video AdaptationSet that the player chooses, the segment duration is 3.84 seconds and the availabilityTimeOffset is 2.88 seconds. The audio segment duration is 0.96 seconds, minBufferTime is 0.6 seconds, maxPlayoutRate is 3 and the video has 50% non-reference frames. The player calculates that the latency from chunk availability to target presentation is $(6-2) - (3.84-2.88) = 3.04$ seconds. The players decoder requires 20ms of buffered data beyond the theoretical requirement and presents the content with a further 20ms of delay. The duration of the players buffer that is available for smoothing network throughput variations is $3.04 - 0.02 - 0.02 = 2.4$ seconds. The player considers streaming to be reliable if there is less than one rebuffering incident per hour, or 1 chunk in 3,750. The player may have determined during previous streaming sessions taking place at a similar time of day that the distribution of response times (measured from segment request or expected chunk availability to the arrival of the last byte of a chunk) was in the range 20ms to 2,057ms in 99.97% (3,749/3,750) of cases. The player determines that 2.057 is less than 2.4 seconds and that the target latency is likely to be achievable with the player's chosen reliability level.

EXAMPLE 2: The MPD from example 1 is now changed to indicate a TargetLatency of 5 seconds from the reference time. The player calculates a buffer for smoothing network throughput variations of 1.4 seconds and concludes that playback will not be reliable at the target latency. Based on the 99.97% chunk response delay figure of 2,057ms, the player calculates that its minimum reliable latency can be expected to be $5 + 2.057 - 1.4$. It chooses to target 5.8 seconds, which is less than the specified MaximumLatency.

10.20.4 Presentation time target and constraints

Where a Latency service description element (as defined in ISO/IEC 23009-1 [1] Annex K) applies to the current Period (see clause 10.20.3) and carries a Latency@target attribute, players shall first determine whether the specified target latency is likely to be achievable. In doing so, players shall consider the following:

- The player's capabilities (e.g. any minimum buffering requirements of the decoder or the media pipeline)
- The nature of the content (e.g. the segment duration, bandwidths available)
- Any prior knowledge of achievable streaming latency they may have (e.g. from previous sessions at the same time of day)
- Requirements relating to stream start-up delay (see clause 10.20.7.4)

NOTE 1: An assessment as to whether the target latency is achievable may be made by considering the target latency relative to segment (or chunk) availability of an AdaptationSet. This can be derived from the Latency@target attribute in the ServiceDescription element and other information from the MPD as follows:

1. Calculate the producer reference wall clock time at the start of the MPD timeline (PRT0) using the ProducerReferenceTime identified by the Latency element (either the only ProducerReferenceTime element in the MPD, or the one whose @id attribute matches the Latency@referenceId attribute) and the SegmentTemplate which is relevant to the ProducerReferenceTime element:
 - (i) take the ProducerReferenceTime@presentationTime attribute and subtract any SegmentTemplate@presentationTimeOffset (if present);
 - (ii) Convert this time to seconds by dividing by SegmentTemplate@timescale, retaining sub-second precision;
 - (iii) add to this the start time of the Period that contains the ProducerReferenceTime element (either the Period@start attribute if present, or the calculated period start based on the durations of previous Periods);
 - (iv) Subtract the resulting value from ProducerReferenceTime@wallClockTime (noting that the format of this attribute varies depending on the scheme of any contained UTCTiming element).
2. Determine the time offset (TO) between the producer reference time at the start of the MPD timeline and the MPD's availability start time by subtracting PRT0 from the value of MPD@availabilityStartTime.
3. Subtract the calculated offset (TO) from the Latency@target value (converted from milliseconds), then for the AdaptationSet under consideration, subtract the segment duration. This gives the target latency relative to segment availability.
4. Add any applicable SegmentTemplate@availabilityTimeOffset. This gives the target latency relative to chunk availability.

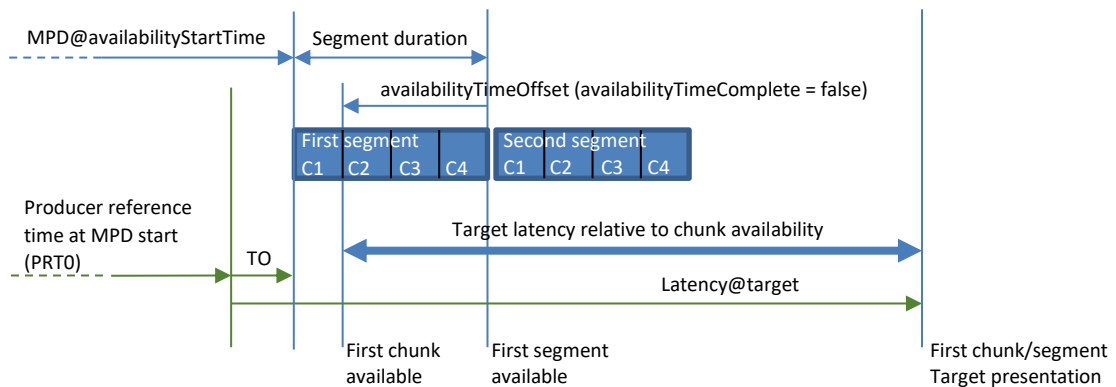


Figure 1: Timing relationships for low latency

When attempting to play content at the live edge, if the player determines that the target latency should be achievable, it shall present the content such that the start of a segment is presented within 500 ms of the time given by the sum of the Latency@target and the producer reference time at the start of the segment.

NOTE 2: The producer reference time at the start of a segment is calculated from the segment's presentation time using the presentationTime to wallClockTime mapping carried in the applicable ProducerReferenceTime element. The applicable ProducerReferenceTime element is that which has an @id attribute matching the Latency@ReferenceId attribute in the ServiceDescription element.

NOTE 3: This requirement does not apply if a user action such as pause or seek has moved the play position away from the live edge.

If the player determines that the preferred latency is not achievable reliably, it should present the content as close to this time as possible, subject to the following:

- If an EssentialProperty or SupplementalProperty descriptor with the @schemeIdUri attribute of "urn:dvb:dash:lowlatency:critical:2019" and the @value attribute of "true" is present on an AdaptationSet, players should not present media from that AdaptationSet with a presentation time that is greater than the presentation time implied by the Latency@max attribute and shall not exceed that latency by more than 500 ms:
 - Players reaching the indicated latency limit (e.g. due to buffer underrun) should attempt to reduce the latency by one of the permitted catch-up methods (see clause 10.20.6).
 - Players repeatedly reaching the latency limit shall switch to an alternative AdaptationSet not carrying an EssentialProperty or SupplementalProperty descriptor with the @schemeIdUri attribute of "urn:dvb:dash:lowlatency:critical:2019", if one is available.

NOTE 4: An AdaptationSet might be marked with such a descriptor with its @value attribute set to "true" if its use incurs greater cost to the content provider than an alternative AdaptationSet that does not support low latency. This signalling could also be used if the content of the AdaptationSet is editorially unsuitable for presentation beyond the indicated maximum latency.

NOTE 5: Use of a SupplementalProperty descriptor the @schemeIdUri attribute of "urn:dvb:dash:lowlatency:critical:2019" and the @value attribute of "true" will enable DASH players not supporting the present document to access the Adaptation Set - something that would be prevented if EssentialProperty descriptor were used. If this approach is taken, other signalling may be required in addition to allow such non-DVB players to select the most appropriate Adaptation Set for them.

Players are not required to respond to any changes in the latency requirements described by the MPD during the presentation of a Period.

NOTE 6: Segments may contain inband ProducerReferenceTime (prft) with timing information. Nevertheless it is the mapping in the MPD that is used by players for the purpose of latency calculation. If inband ProducerReferenceTime (prft) boxes are present in the media segments that contradict the mapping in the MPD, they may be ignored.

10.20.5 Selection of low latency AdaptationSet

AdaptationSet selection is normally performed based on factors such as knowledge of user preferences, supported codecs, available outputs and application choice.

An MPD with low latency content may include more than one AdaptationSet of a given media type. Where there is more than one AdaptationSet matching the player's requirements (called candidate AdaptationSets), a low latency player shall consider an AdaptationSet to be a Low Latency AdaptationSet if any of the following apply:

- The AdaptationSet is marked with an EssentialProperty or SupplementalProperty descriptor with the @schemeIdUri attribute of "urn:dvb:dash:lowlatency:critical:2019" and the @value attribute set to "true".
- The AdaptationSet has the SegmentTemplate@availabilityTimeComplete attribute set to "false".
- The AdaptationSet has Representations with a SegmentTemplate specifying a @duration attribute and the maximum duration of segments in all the Representations of the AdaptationSet is 1,5 seconds or less.

Low latency players shall not exclude AdaptationSets with a Role element with a @value attribute of "alternate" when compiling the list of candidate AdaptationSets.

If there is at least one candidate Low Latency AdaptationSet and at least one candidate AdaptationSet that is not a Low Latency AdaptationSet, then when starting playback, a low latency player shall select the Low Latency AdaptationSet if and only if both of the following apply:

- a) the player has determined based on the requirements of clause 10.20.4 that the target latency should be achievable; and
- b) the player is attempting to play with a latency that is within any latency constraint specified (see clause 10.20.4, or within 45 seconds of the signalled content availability if there is no such constraint.

10.20.6 Catch-up modes

During low latency presentation, players may experience a buffer underrun that necessitates pausing playback. Low latency players shall be able to catch up to the live edge to restore low latency after a period of buffering.

Players shall attempt to catch up closer to the live edge when the presentation of the content would exceed the latency indicated by the Latency@max attribute within the ServiceDescription element (see clause 10.20.4), if present. Where a target latency is specified, players should aim to present the content within ± 500 ms of the target latency where conditions permit, as described in clause 10.20.4. Players should use the same considerations described in clause 10.20.4 to determine whether this will be achievable, or whether a greater latency (within the specified limit) is needed for reliable playback.

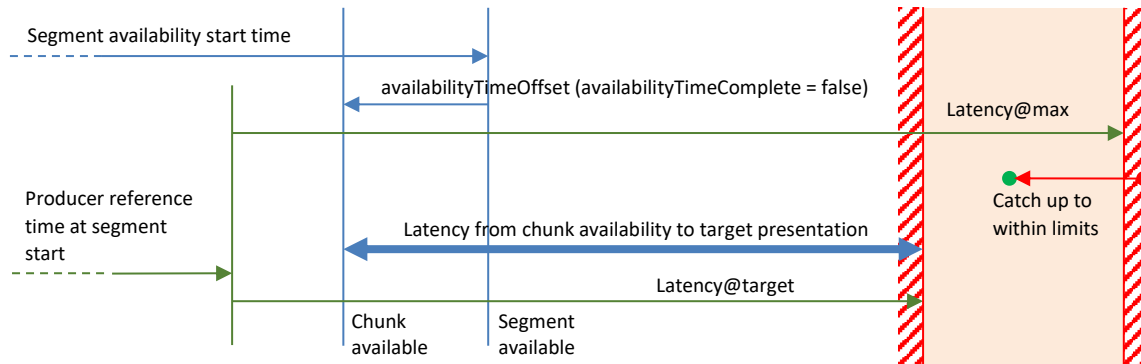


Figure 2: Catching up when latency reaches the indicated maximum

Players shall support catching up by seeking forward to achieve the target latency once again. This means of catching up shall only be used when a Latency@max attribute is present and the indicated maximum latency has been reached.

Players may support playback at faster than real time to reduce latency within any constraints signalled in the MPD. If they do, they shall not cause changes to the pitch of any audio that is present, e.g. using pitch correction or silence removal. This means of catching up may be employed where the MPD permits (see below) whenever the latency is greater than the target latency specified by the Latency@target attribute in the Service Description element (see clause 10.20.4) and the player believes that a lower latency is now achievable reliably.

Where a PlaybackRate service description element applies to the current Period (see clause 10.20.3), players shall not play the content within the Period faster than PlaybackRate@max times normal speed for the purposes of reducing latency.

NOTE 1: Players needing to begin presentation rapidly at a random access point may start with a higher latency than desired. Players that support faster than real time playback can use it to move towards the target latency once playback has started.

The target latency, where specified, indicates the latency which the content provider believes will provide the best user experience. As such, players should not present content earlier than this as this would reduce reliability with no improvement in user experience.

NOTE 2: The target latency may be greater than the minimum that is technically achievable in order to achieve a similar presentation time on a wide range of players and devices.

Players shall not present the content more than 500 ms earlier than any minimum latency specified in a Latency@min attribute.

10.20.7 Joining a low latency live stream

10.20.7.1 Introduction (informative)

A good user experience when joining a live stream depends on content being presented without significant delay when the stream is first selected.

When joining a stream, a player has to start decoding from a random access point. In the DVB profile of MPEG DASH, random access points are present at the start of each media segment. When latency is not an issue, players joining a live stream can simply start presenting the content from the start of any segment that is close to the live edge (see clause 10.9). However, if the time at which the stream is started is significantly after the time that the most recent random access point became available, simply presenting from there increases the latency: the content that will be presented first will be from some time in the past. Care is therefore required to ensure that live streams can be presented with low latency and without excessive delay.

10.20.7.2 Factors affecting start-up delay and latency (informative)

The time taken to begin presenting a stream, and the latency that will be achieved once playback starts, are influenced by the segment duration (and hence the frequency of random access points in the stream) together with the speed at which the player can decode from the random access point to a desired starting frame.

If the user attempts to join the stream at a time when the player can achieve the target latency by presenting straight away from the start of a segment, the start-up delay will be minimised. If the user attempts to join the stream when a random access point has just passed, the player will have to start decoding from the random access point. By itself, this would increase latency but the player can reduce the effect and 'catch up' a little if it decodes (but does not present) some frames faster than real time. However, this increases the start-up delay. If the user attempts to join the stream towards the end of a segment, the player can wait for the start of the next segment, minimising latency, but again adding some start-up delay.

Figure 3 shows how these two strategies can work together and limit both the start-up delay and the added latency.

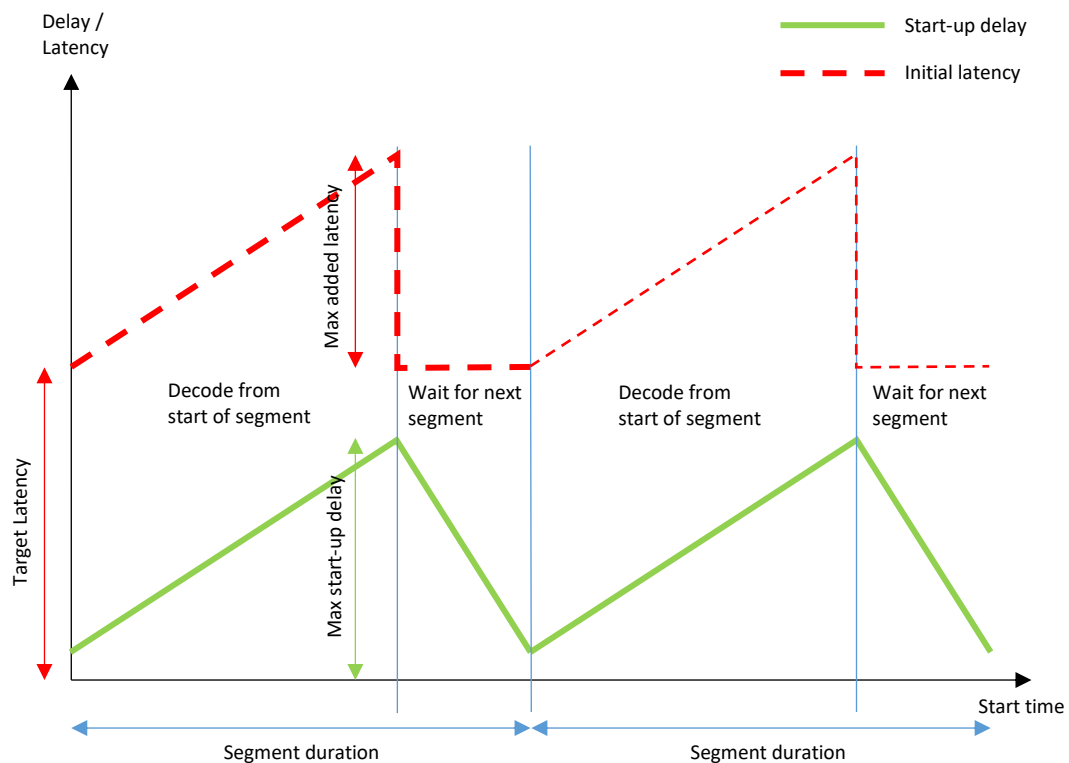


Figure 3: Start-up delay and initial latency, as a function of the time the user joins the stream

Some trade-off is possible between start-up delay and latency. In the above example, the maximum initial latency can be reduced by switching to the "wait for next segment" approach earlier but at the expense of increased start-up delay (as shown below top left). Similarly, decoding further into the segment at faster than real time can reduce the latency but again, at a cost of increased start-up delay (see below top right). If latency is not constrained and access time is most important, presentation can just start from the beginning of a segment, accepting any increase in latency (see below bottom centre).

Players may use trade-offs such as these, subject to meeting the minimum requirements on start-up delay specified in clause 10.20.7.4 and any maximum latency constraints from the content (see clause 10.20.4).

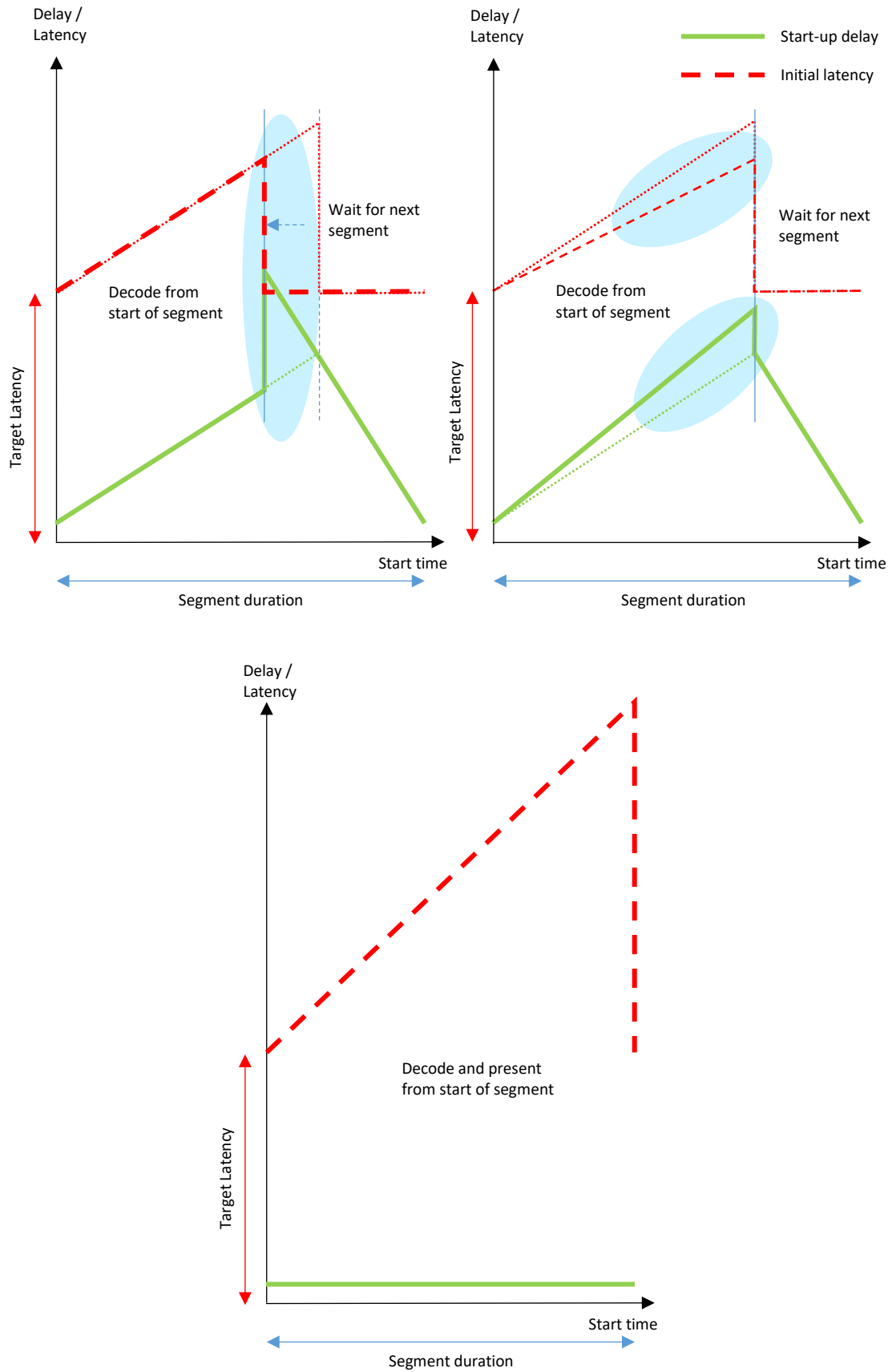


Figure 4: Start-up delay and latency trade-offs

In the balanced case (Figure 4), the maximum added latency due to random access point placement, AL_{max} , and the corresponding maximum start-up delay, T_{max} are approximately related to the decoding speed, S , and the segment duration, D_s , as follows:

$$AL_{max} \approx T_{max} \approx \frac{D_s}{S + 1}$$

The actual values achievable will be affected to some degree by the chunk duration when there are a small number of chunks per segment.

10.20.7.3 Video decoding speed

Two factors influence how fast a video decoder can decode a particular video Representation:

- The margin between the content's decoding complexity and the profile and level of the player's decoder. Information about this margin can be carried in a DASH MPD using the @maxPayoutRate attribute.
- The proportion of non-reference frames in the encoding. Such frames can be discarded without decoding whilst still allowing subsequent frames to be properly decoded.

For example, a 704x396 50 Hz Representation encoded using H.264/AVC might be decodable at over 4 times normal speed using a standard HD-capable AVC Main and High Profile Level 4.0 decoder, or at over 8 times normal speed if it contains 50 % B-frames.

For the purposes of random access, low latency players shall be able to decode video content at the speeds indicated in Table 33.

Table 33: Decoding performance requirements

@maxPayoutRate	Proportion of non-reference frames	Minimum required decoding speed
≥ 2.0	Any	2x
≥ 3.0	> 40 %	3x
≥ 4.0	> 40 %	3.3x

NOTE: These requirements can be met either by a decoder that can decode at the indicated @maxPayoutRate, or by a decoder that can discard non-reference frames and decode the remainder at up to 2x speed.

10.20.7.4 Start-up delay requirements

Table 34 defines the maximum start-up delay allowed for low latency players to begin presentation of a live stream, defined in terms of the video segment duration D_s , the video chunk duration D_c and a video decoding speed multiple N . The requirements apply where:

- There is a video representation of 704x396 resolution or greater that can be decoded at N times normal speed according to the requirements of clause 10.20.7.3.
- The rate at which the network can deliver media segments is at least N times the combined bandwidth of that video representation, a stereo (or better) audio Representation that is available in the MPD and any applicable subtitle Representation.
- The audio chunk duration is less than or equal to the video chunk duration, D_c .
- If subtitles are present, the subtitle chunk duration is less than or equal to the video chunk duration, D_c , or if longer subtitle chunks are used, their availability is offset such that at the point a video chunk becomes available, subtitles covering the same time period are also available.
- There is no overriding requirement to delay the start of presentation (e.g. to synchronise with content in a different stream or broadcast).
- The latency from chunk availability to target presentation (see clause 10.20.4) is at least as large as the "maximum start-up time" value in the table below. This ensures that the player will not be stalled waiting for content during start-up at the target latency.

- The difference between the target latency and the maximum latency applying to the AdapationSets that the player chooses to present is at least as large as the "maximum start-up time" value in Table 34. This ensures that the player is not being asked to meet a latency constraint that could preclude the player meeting the start-up delay specified.

Table 34: Start-up performance requirements

<i>N</i>	Maximum start-up time
1x	$D_s/2 + D_c$
2x	$D_s/3 + D_c/2$
3x	$D_s/4 + D_c/3$
3.3x	$D_s/4.3 + D_c/3.3$

EXAMPLE: An DASH presentation has video segments of length 3,84 seconds and chunks of length 0,96 seconds. The video SegmentTemplate@availabilityTimeOffset attribute is set to 2,88 seconds. An H.264/AVC 704x396 50 Hz video Representation is present that has 50 % non-reference frames, a bandwidth requirement of 1 600 kbps and a @maxPlayoutRate value of 4.5. A stereo audio Representation is present with a bandwidth requirement of 128 kbps and the audio segment duration is 0,96 s. The network speed is 6 Mbps. The maximum allowed start-up time is 1,18 seconds.

10.20.7.5 Latency at start-up

Due to the requirements on start-up delay, the initial latency may vary (within any minimum/maximum latencies) depending on the time that the user joined the stream with respect to the pattern of video segments.

Players that support variable speed playback (see clause 10.20.6) may use this capability to adjust the latency towards the target once playback has started, where the MPD permits.

10.20.8 Buffer management and drift avoidance

Reliable low latency presentation over the duration of a typical viewing session requires the player to avoid any sources of clock drift that may erode the player's buffer over time. This is likely to require sub-second clock synchronization (see clause 4.7.3).

For the purposes of this clause, the term "reference wall clock" refers to the clock that the player maintains in accordance with clause 4.7.3 for the purposes of synchronising with content availability times.

Low latency players shall calculate segment availability times taking into account:

- the information from any LeapSecondInformation element in the MPD; and
- the known behaviour of the player's reference wall clock with respect to leap seconds.

Specifically, availability times shall be adjusted in accordance with LeapSecondInformation@availabilityStartLeapOffset unless all of the following are true, in which case LeapSecondInformation@nextAvailabilityStartLeapOffset shall be used:

- LeapSecondInformation@nextLeapChangeTime is present,
- LeapSecondInformation@nextAvailabilityStartLeapOffset is present,
- LeapSecondInformation@nextLeapChangeTime represents a time that has passed according to the player's reference wall clock,
- the player's reference wall clock has been adjusted to take into account the leap second occurring at time LeapSecondInformation@nextLeapChangeTime.

NOTE 1: A player that maintains its reference wall clock using a timing source indicated by a UTCTiming element may not update the clock until the next time the UTCTiming element source is consulted unless the player or the underlying operating system adjusts the clock automatically when a leap second occurs.

Low latency players shall update their reference wall clock to reflect the occurrence of a leap second within 24 hours of the leap second occurring, provided that the leap second was signalled in the MPD using the LeapSecondInformation@nextLeapChangeTime attribute.

NOTE 2: After this time, information about that leap second, including the offset that applied before it, may be removed from the MPD, as described in clause 11.18.2.4.

NOTE 3: If LeapSecondInformation@nextAvailabilityStartLeapOffset is greater than LeapSecondInformation@availabilityStartLeapOffset, a leap second is being inserted. Otherwise a leap second is being removed.

11 Content Provider Guidelines (informative)

11.1 Use of Profiles

All Representations that are intended to be decoded and presented by a DVB conformant Player should be such that they will be inferred to have an @profiles attribute that includes one or more of the profile names defined in clause 4.1, as well as either the one defined in clause 4.2.5 or the one defined in clause 4.2.8.

Where correct presentation of a video or audio AdaptationSet relies on the processing by the player of an EssentialProperty descriptor, that AdaptationSet should not be marked with the urn:dvb:dash:profile:dvb-dash:2014 profile URN; urn:dvb:dash:profile:dvb-dash:2017 should be used instead.

NOTE 1: This is to minimize the likelihood of older players attempting to present content that is dependent on newer features that the player does not support.

NOTE 2: EssentialProperty descriptors for the urn:dvb:dash:fontdownload:2014 scheme defined in clause 7.2.1 may be used in subtitle AdaptationSets with either profile URN.

11.2 Video Resolutions and Frame Rates in Adaptation Sets

11.2.0 Introduction

A content provider can choose any number of representations using any video resolution and frames per second within an adaptation set. This clause provides some guidance to help the content provider choose which would be preferable sets of video resolution and frames per second, and the tradeoffs.

Adaptive Bit Rate preparation usually consists of two steps, though they may both be within the same product: Encoding and Packaging. The encoding is very similar to traditional broadcast encoding, taking the playout stream in, and producing a single encoded stream out quite often in the form of a standard MPEG-2 Transport Stream. The stream is then demultiplexed, scaled and segmented into several aligned streams, each of decreasing bandwidth, that are then stored on a web server referenced by URLs in the MPEG-DASH manifest.

The choice of video resolutions and frame-rates are more art than science, given the many trade-offs possible. DVB has chosen the resolutions and frame rates from the experience of our members, but they may not suite your chosen service.

11.2.1 Video Resolutions

It is recommended that the resolutions for progressive representations are taken from the list in Table 35. The table is aimed at several types of devices and connectivity, so content providers may want to restrict the lower horizontal and vertical resolutions if they are delivering to a Connected TV connected by high speed broadband.

Table 35 shows the source resolution, which may be scaled from the original resolution by the MPEG-DASH Packager. This is different from the display resolution of the IRD, which is as described in ETSI TS 101 154 [3], which is the resolution decided by the Player.

Table 35: 16:9 Video Resolutions for Progressive Representations

Horizontal @maxwidth	Vertical @maxheight
7 680	4 320
5 120	2 880
3 840	2 160
3 200	1 800
2 560	1 440
1 920	1 080
1 600	900
1 280	720
960	540
768	432
640	360
480	270
384	216
320	180
192	108

11.2.2 Frame Rates

A Content Provider should check the capabilities of the device population as the capabilities of phones and tablets may not be able to display high resolution at high frame rates. This means a Content provider should either provide:

- Two representations, one at the artistically chosen fps, and the other for devices that can only accommodate the lower fps.
- One representation at the lowest common denominator, usually the lower fps.

Service Continuity considerations may also require lowering the frame rate for lower resolutions, such as for resolutions below 768x432, to save on bandwidth.

Where frame rate needs to be lowered, it is recommended that this be done as a pre-process before encoding, every other frame in the original 50p or 59,94p being deleted (and additional/made-up/synthesised "motion blur" added) giving a 25p or 29,97 "judder-version" to the DASH packager.

The frame rates used have to be kept within the same families to enable seamless switching, as described in clause 10.4, and should be integer multiples of each other.

11.3 Considerations for Audio in Adaptation Sets

11.3.0 Recommendation for Audio as a Percentage of Total Stream Bandwidth

If the service being delivered is a video service, then audio should be 20 % or less of the total stream bandwidth, exceptions to this recommendation can occur at very low video bit rates (e.g. in a mobile environment) or when then audio is the primary program feature.

11.3.1 Considerations for Advanced Audio Coding

This clause provides additional guidelines for Advanced Audio Coding (AAC) including the selection of AAC Profiles and typical bit rates. It also covers considerations on backward compatibility. It should be noted, that those guidelines are informal recommendations which can be adapted to fit the need of a particular DVB service.

Backwards Compatibility of AAC Profiles: There are three AAC Profiles that are considered in the following: AAC-LC, HE-AAC, and HE-AACv2. Those profiles are backwards compatible in the sense, that HE-AACv2 decoders can always decode AAC-LC and HE-AAC bit streams. However, for the encoding of a particular bit stream (or Representation) the service provider has to decide for one of those profiles. Recommendations for this choice are given below.

HE-AAC: The HE-AAC Profile can be seen as the default AAC Profile for DASH. The HE-AAC Profile can be used over a wide range of bit rates and can reach excellent audio quality for mono, stereo, and surround. For stereo audio, it can provide good quality down to 24 kbps and can improve quality consistently by adding more bit rate - up to 160 kbps at which point the audio quality is excellent even for critical items. For 5.1 surround good audio quality can be maintained down to 64 kbps and broadcast quality can be reached at 160 kbps. Higher surround bit rates help to improve quality for critical items. Hence, the complete range from lowest bit rate to highest quality can be covered with a single Adaptation Set allowing seamless bit rate switching and service continuity.

HE-AACv2: The HE-AACv2 Profile allows even lower bit rates by using the Parametric Stereo (PS) tool. Compared to HE-AAC there is an advantage for bit rates below 32 kbps. However, it does not scale to excellent audio quality when increasing the bit rate beyond 48 kbps. Therefore HE-AACv2 is mainly advantageous for audio-only stereo services where a difference of 16 - 32 kbps matters. For video services and channels with sufficient bandwidth, HE-AAC is preferred for its greater flexibility and availability. Hence, HE-AACv2 is mainly recommended for audio-only services if the average available channel bit rate is below 32 kbps.

AAC-LC: The AAC-LC Profile can be seen as a legacy profile that is replaced by the HE-AAC Profile for most streaming services. However, for stereo bit rates above 128 kbps AAC-LC can achieve transparent audio quality, which offers a certain advantage over HE-AAC. This may e.g. be of interest to a music streaming services addressing the audiophile user community, because transparent audio quality can be assured also for critical items. Hence, the AAC-LC Profile is a valid option if sufficient bit rate can be assured and transparent audio quality is a key requirement. Another reason for using AAC-LC in DASH may be backwards compatibility to devices not yet supporting HE-AAC as explained in more detail below.

Multiple Adaptation Sets: If a broad range of devices and bit rates will be covered it is possible to offer multiple Adaptation Sets, each containing a single AAC Profile with constant configuration. The MPD will then include several Adaptation Sets with the @codecs parameter as given in clause 6.2. A DASH Player may then e.g. select the HE-AACv2 Adaptation Set when connected via 3G while using the HE-AAC Adaptation Set for WiFi and DSL. However, it will have to stick to this selection for the duration of the current Period. At Period boundaries a switch of Adaptation Set is of course possible again. Though the use of multiple Adaptation Sets is possible and increases flexibility in system design, it has to be done with care as the selection of the "correct" Adaptation Set by the Player needs to be well defined. In general it is therefore recommended to use a single HE-AAC Adaptation Set unless there is good reason to do otherwise.

Typical Bitrates: The tables below show typical stereo and 5.1 surround bit rates for AAC-LC, HE-AAC, and HE-AACv2 Adaptation Sets. Note that each profile has a sweet spot for normal operation (bold) but can also be operated at lower and higher bit rates. The lower bit rates are fall back modes which should only be used temporarily during severe network congestion. The higher bit rates are a saturation mode which may not yield significant gains in quality except for critical content. The bit rates are recommendations only and may change for different service requirements.

**Table 36: Typical stereo bit rates [kbps] for AAC Adaptation Sets
(normal operation shown inside [])**

Profile	AOT	@codecs	Bit rate [kbps] for 44,1/48 kHz								
HE-AACv2	2+5+29	mp4a.40.29	18	[24]	[32]	48					
HE-AAC	2+5	mp4a.40.5		24	[32]	[48]	[64]	[96]	128		
AAC-LC	2	mp4a.40.2					64	[96]	[128]	[160]	256

**Table 37: Typical 5.1 surround bit rates [kbps] for AAC Adaptation Sets
(normal operation shown inside [])**

Profile	AOT	@codecs	Bit rate [kbps] for 44,1/48 kHz								
HE-AAC	2+5	mp4a.40.5	64	96	[128]	[160]	[192]	256	320		
AAC-LC	2	mp4a.40.2				160	192	[256]	[320]	[384]	448

Backwards Compatibility: In order to support Players which e.g. only support AAC-LC the content creator has to provide the corresponding Adaptation Set. For example, he may offer an HE-AAC Adaptation Set as the default but needs to add an AAC-LC Adaptation Set for backwards compatibility reasons. The legacy player would then select the AAC-LC Adaptation Set because it is the only Adaptation Set he is able to decode. A player supporting the HE-AACv2 Profile does have the choice of selection either of the two Adaptation Sets. However, it is recommended that the player selects the HE-AAC Adaptation Set because it can support lower bit rates and therefore increased stability.

Service Continuity for Surround: The requirement on keeping the channel configuration constant within an Adaptation Set means that the Player cannot switch from e.g. 5.1 surround to stereo within a Period. This is sometimes seen as a limitation for bit rate adaptation, i.e. adapting from high bit rate surround to very low bit rate mono. However, there are several reasons why a constant channel configuration is preferred: First, a switch from e.g. 5.1 to stereo is not perceived as seamless but will cause a discomfort for the listener, especially if the configuration is switching back and forth more frequently. Hence, service providers typically want to have control over this behaviour and not leave it up to the adaptation logic of the Player. Second, a switch of the channel configuration may cause a re-configuration of the output device and therefore a discontinuity. Finally, HE-AAC can provide 5.1 surround audio at 64 kbps, and therefore eliminate the need to switch to a stereo codec. Note that the HE-AAC encoder can allocate the bit rate to the stereo channels if considered advantageous and thus seamlessly switch to a stereo configuration internally. Hence, there is no need to enforce this switch through an external channel configuration. The encoder can do this internally in the most efficient way while keeping the external channel configuration constant.

11.3.2 Considerations for Enhanced AC-3 and AC-4

Enhanced AC-3 decoders will decode all bitstreams at valid bit rates and with channel configurations as constrained by ETSI TS 102 366 [10]. AC-4 decoders will decode all bitstreams at valid bit rates and with channel configurations as constrained by ETSI TS 103 190-1 [23]. The number of available playback channels will be determined by the implementation included in the rendering device.

Note also that Enhanced AC-3 and AC-4 bitstreams are not limited to stereo or 5.1 channel audio; typical bit rates for stereo and 5.1 channel presentations are offered as examples.

Table 38: Typical stereo bit rates [kbps] for Enhanced AC-3 and AC-4 Adaptation Sets (normal operation shown inside [])

Profile	Codecs	Bit rate [kbps]					
Enhanced AC-3	ec-3			64	[96]	[128]	160
AC-4	ac-4	32	48	64	89		

Table 39: Typical 5.1 surround bit rates [kbps] for Enhanced AC-3 and AC-4 Adaptation Sets (normal operation shown inside [])

Profile	Codecs	Bit rate [kbps]							
Enhanced AC-3	ec-3		128	160	[192]	[224]	[256]	320	384
AC-4	ac-4	96	128	160	192				

Service continuity for surround: An Enhanced AC-3 encoder may allocate available bitrate to the front stereo pair of channels of a multichannel bit stream if considered advantageous, thus maintaining a constant coding mode and removing the possibility that a downstream rendering device (e.g. audio/video receiver) may cause a discontinuity during a coding mode change.

Stream switching and codec latency considerations: Enhanced AC-3 and AC-4 use sophisticated methods in order to achieve highest coding efficiency and at the same time provide important capabilities to enable seamless switching on the system layer.

Enhanced AC-3 streams come with reliable in-band configuration information and constant bit rates. Both Enhanced AC-3 and AC-4 come each with a characteristic but constant coding delay across coding configurations. Therefore switching between different Enhanced AC-3 streams or different AC-4 streams with different audio coding configurations, e.g. on period boundaries, does not require additional considerations for compensation of coding latencies. This can drastically simplify content creation when using different encoder entities to create content for different adaptation sets or different periods (e.g. for different programs or program components or other chapters).

Keeping A/V in sync and at the same time maintaining non-overlapping or gap-free A/V play out at switching points (e.g. ad-insertion) is a challenge. The main reason for this is that audio and video frames usually have different durations and that the end of both audio and video is typically not temporally aligned accurately at the end of segments and periods.

AC-4 comes with the capability to adapt the audio frame rate to commonly used video frame rates.

The A/V alignment feature of AC-4 in conjunction with the static configuration-independent latency of AC-4 can be used to simplify or even completely avoid some of the complex system level challenges introduced by such switching scenarios without introducing artefacts through audio gaps or additional, overlapping audio.

AC-4 access units should be encoded with the same frame rate as the frame rate of the associated video. Content encoded with AC-4 should be encoded so that the audio frames and corresponding video frames are temporally aligned. AC-4 I-Frames should be placed temporally aligned with the I-Frames of the video to enable synchronous switching.

11.3.3 Considerations for DTS Audio Formats

This clause provides additional guidelines for the DTS family of codecs. The DTS family of codecs includes a number of constant bit rate (CBR) coding modes, a "core + lossless" mode and lossless only (VBR) coding modes. It also supports 96 kHz sampling frequency in both lossy and lossless modes, and 192 kHz audio in lossless coding mode.

DTS-HD and DTS-UHD based player implementations nominally support transcoding options for exporting the signal to a downstream amplifier. The original DTS 5.1 codec excels as a transcode format due to the low complexity encode with high quality and low latency while maintaining compatibility with a long legacy of decoders installed in A/V receivers. Other transcoding options are available that support immersive (up to 22.2) channel layouts.

The DTS-HD constant bit rate formats are coded with a fixed byte size per sample. The DTS-HD lossless formats are variable bit rate with a maximum number of bytes per sample of about 32 kBytes. For DTS-UHD, the target bitrate is maintained over the range of audio frames comprising a sync interval, which is a sequence of samples starting with a sync frame and ending with the last sample before the next sync frame. Samples within this interval will vary in size, but consideration for maximum sample transfer size (the maximum number of bytes in one sample) is advertised in the DTS-UHD sample description with the `MaxPayload` parameter as defined in ETSI TS 103 491 [42] Table B-4.

Table 40 provides a general relationship between the codec, channel configuration and bit rate for the CBR configurations.

Table 40: DTS Profiles for Digital Delivery

Profile	@codecs	Audio sampling frequency (kHz)	Channel Layout	Typical bit rates (kbits/sec)
DTS LBR	dtse	48	stereo	64 to 255
			5.1	160 to 510
			7.1	447 to 768
DTS core	dtsc	48	stereo	192 to 768
			5.1	384 to 1 524
DTS HD (core + extension substream)	dtsh	48 or 96	up to 7.1	2 046 to 5 760
DTS-HD (core + lossless extension)	dtsh	48, 96 or 192	up to 7.1	CBR core bit rates from 768 to 1 509, with a VBR lossless extension
DTS-HD (lossless extension only)	dtsl	48, 96 or 192	up to 7.1	Variable bit rate
DTS-UHD P2	dtsh	48	up to 9.1 (5.1.4) - see note 1	For stereo - 48 to 96 For 5.1 – 160 to 320 For 5.1.4 - 288 to 448
DTS-UHD P3	dtsh	48	up to 16 waveforms - see note 2	For 16 waveforms, 384 to 512
NOTE 1: DTS-UHD P2 compliant decoders render at least 9 full bandwidth waveforms plus 1 LFE channel.				
NOTE 2: DTS-UHD P3 compliant decoders render at least 16 full bandwidth waveforms plus 2 LFE channels. More than 16 waveforms may exist in a single stream.				

11.4 Considerations for Interlaced and Progressive in Adaptation Sets

Interlaced and Progressive representations may both be included within the same adaptation set. It is strongly recommended that this only be used when 1 080i is mixed with other progressive representations within the same adaptation set.

11.5 Mixing HD and SD in Adaptation Sets

It is recommended that if the master is in HD with Recommendation ITU-R BT.709 [21] colour then this is used to make a lower "SD" resolution set of representations distributed via MPEG-DASH. An SD only capable display device will then take the "SD" resolution version and display it as SD. This allows a single adaptation set to work for a range of devices and a single content protection license for both.

If content protection or other reasons mean that content providers need to separate HD and SD licenses, then two adaptation sets: one for SD and the other for HD need to be used. The HD can still adapt down into the SD space, if needed for service continuity, however this will add to CDN costs.

11.6 Mixing H.264/AVC and HEVC in Adaptation Sets

The mixing of different video codecs in the same adaptation set is not allowed (see clause 4.3). The Content Author can include separate Adaptation Sets for different supported video codecs in the same MPD to support devices that are capable of decoding bitstreams of one or more of these codecs.

11.7 Subtitles

Subtitles carried according to the present document are carried within EBU-TT-D documents encapsulated within ISO BMFF containers. This provides a mechanism through which both live and on-demand subtitles can be accommodated.

Content providers may wish to use media segments for subtitles which have a duration greater than the audio or video segments. For on-demand content the only restriction which applies is the maximum subtitle media segment size in clause

4.5. This limit is likely to be around 3 hours - if the segment size limit is likely to be exceeded then more than one segment needs to be used. For live content the most significant restriction is from the requirement in clause 4.3 for subtitles to be available at or before the time at which the corresponding media is available. This means either the subtitle segments need to be the same duration as the other segments, or if they are longer they need to have an earlier availability time signalled using the `SegmentTemplate@availabilityTimeOffset` attribute. This is only likely to be possible if the subtitle production is faster than the video encoding.

When splitting subtitles, into samples, each sample should only contain subtitles which are for display at some time during that sample. Times do not need to be truncated at the start and end of the sample as the Player will carry that out based on the sample's start time and duration, however including subtitles which are not going to be displayed increases the Player's work unnecessarily. It is envisaged that each subtitle media segment will only contain one sample. As each sample is a complete EBU-TT-D document in itself, the use of more samples increases the overhead from document headers and styling information.

HTTP servers supplying subtitle files may find the use of gzip compression has a significant effect on the amount of data delivered.

Subtitle content authored for DVB DASH players needs to be such that it can be decoded by an EBU-TT-D renderer. For wider interoperability, content providers are recommended to constrain subtitle content to the intersection of the requirements of clause 7 of the present document and the W3C "TTML IMSC1 Text"/"im1t" media profile used in CMAF [40].

Representations with subtitles should not contain discontinuities. Intervals of time when no subtitles are present should be covered by segments containing a sample with a ttml document with no content e.g. as defined in EBU Tech 3381 [14] clause 6. Also, the duration of a subtitle Representation should match the duration of corresponding video and audio Representations as closely as possible. In case no subtitles are present at the beginning or end of the presentation,

the representation with subtitles should be padded with segments containing samples with a ttml document that contains no content as defined by EBU Tech 3381[14] clause 6. 11.8 Audio/Video Switching Across Period Boundaries

Content Providers should prepare content to ensure that the Adaptation Sets on both sides of the periods have the correct properties if they want seamless switching to happen.

11.9 Signalling multiple serving locations using BaseURLs

11.9.1 Introduction

The present document contains a number of requirements on Players in clause 10.8.2 to enable content providers to control the way Players make use of BaseURLs, including a provision for load balancing, and to require automatic failover between different BaseURLs where the signalling indicates this is available.

These features are intended to be used to provide high level load balancing, for example between different CDNs or datacentres, and redundancy at a similar level - allowing failover in the event of a failure of an entire hosting location, or link from one ISP to a CDN. They are not intended to provide load balancing over large numbers of individual web servers - this is expected to be carried out within hosting centres or CDNs in a manner transparent to the Players.

This clause in the present document provides guidance on the way the signalling was expected to be used in a typical hosting scenario.

11.9.2 Prioritizing BaseURLs

BaseURLs containing absolute URLs can be assigned a priority using the @priority attribute. The value of this is a positive integer, with the lowest value indicating the highest priority. This allows additional BaseURLs to be specified to improve the reliability of a service, but on the basis that some of the BaseURLs are only to be used if higher priority ones cannot be used successfully.

The distance between values of @priority has no effect, so two BaseURLs with priorities of 1 and 2 would be the same as if they had values of 1 and 4.

It is possible for more than one BaseURL to have a given priority value, which allows load balancing to happen between the BaseURLs with that priority, as described in the following clauses.

As an example, if a content provider uses three CDNs, but they charge differently, with cheap-cdn being the cheapest and costly-cdn being the most expensive, that content provider may wish to use cheap-cdn most of the time, but make use of the others if there are problems. In that case they would create three BaseURLs, with the @priority attribute being used to signal the order in which they are used:

```
<BaseURL dvb:priority="1">http://cheap-cdn.example.com/</BaseURL>
<BaseURL dvb:priority="2">http://moderate-cdn.example.com/</BaseURL>
<BaseURL dvb:priority="3">http://costly-cdn.example.com/</BaseURL>
```

This would mean that Players used cheap-cdn first, falling back to moderate-cdn if there is a problem with cheap-cdn. Costly-cdn would only be used if both cheap-cdn and moderate-cdn had problems.

11.9.3 Load balancing

Load balancing can often be carried out using either equipment in the network, or DNS load balancing. However such mechanisms may not be ideal for balancing between different hosting locations or CDNs, or where the load needs to be distributed in non-equal ratios.

A facility for load balancing is provided in clause 10.8.2, and a @weight attribute is added to the BaseURL element to allow the relative weighting of different BaseURLs to be signalled. The values of @weight are only significant relative to the values of other BaseURLs with the same @priority value. The BaseURL to use is chosen at random by the Player, with the weight of any given BaseURL being its @weight value divided by the sum of all @weight values.

As a simple example, consider a content provider uses two CDNs, cdn1 and cdn2 and wishes the load to be equally spread across them. This can be achieved by setting the @weight value on each to be the same, e.g.:

```
<BaseURL dvb:priority="1" dvb:weight="1">http://cdn1.example.com/</BaseURL>
```

```
<BaseURL dvb:priority="1" dvb:weight="1">http://cdn2.example.com/</BaseURL>
```

In a more complex example, consider a content provider using three CDNs, with one of them having a lower purchased capacity. The content provider needs to ensure that cdn3 only has 10 % of the load, with the remaining 90 % being shared equally by cdn1 and cdn2. They could do this by using the following entries:

```
<BaseURL dvb:priority="1" dvb:weight="9">http://cdn1.example.com/</BaseURL>
<BaseURL dvb:priority="1" dvb:weight="9">http://cdn2.example.com/</BaseURL>
<BaseURL dvb:priority="1" dvb:weight="2">http://cdn3.example.com/</BaseURL>
```

11.9.4 Combining priority and load balancing

The failover options described in clause 11.9.2 and the load balancing described in clause 11.9.3 can be combined to provide a fully specified set of load balancing and failover rules. To assist with this the @serviceLocation attribute is used to indicate when BaseURLs share the same hosting platform and should not be used if another with the same value of @serviceLocation was found to be unusable.

When creating an MPD which combines these features it is important to note the rules which Players follow to select a BaseURL to use after the failure of the BaseURL they are using. In particular when a BaseURL fails, its @serviceLocation is added to a blacklist and no BaseURL using that @serviceLocation will be used again for the current session. Additionally, and perhaps at first unexpectedly, no BaseURLs with a @priority value the same as a BaseURL with a blacklisted @serviceLocation will be used again. This behaviour is to ensure that a BaseURL which has limited capacity is not unintentionally exposed to a larger load due to the failure of a different BaseURL which it was load balanced with. In the second example in clause 11.9.3, it would be inappropriate for the failure of cdn2 to lead to cdn3 having nearly twice as much load as it was intended to have.

Where the same BaseURLs are to be load balanced in normal use, but can also be used with or without load balancing then there need to be additional entries with the same @serviceLocation value but different @priority values. Typically this will lead to the lowest @priority value being used for a set of BaseURLs which are to be load balanced across as the primary location. Then there may be additional BaseURLs with increasing @priority values indicating BaseURLs which can be used as part of a smaller load balancing group or on their own. Finally there may be some BaseURLs with still higher values of @priority which are not normally used, but can be in the event of failure of all the normal ones.

As an example, consider the second example in clause 11.9.3, where there are three CDNs: cdn1, cdn2 and cdn3, and also the costly-cdn from clause 11.9.2.

For normal operation the content provider uses cdn1, cdn2, and cdn3 with @priority=1. For dealing with a failure of either cdn1 or cdn2 it provides three separate groups which load balance amongst the other two in the case of one failing. Finally it provides cdn1 and cdn2 separately in case both cdn3 and one of the other two fail. Then as a final fallback costly-cdn is provided.

```
<!--These are used first -->
<BaseURL dvb:priority="1" dvb:weight="9" serviceLocation="cdn1">http://cdn1.example.com/</BaseURL>
<BaseURL dvb:priority="1" dvb:weight="9" serviceLocation="cdn2">http://cdn2.example.com/</BaseURL>
<BaseURL dvb:priority="1" dvb:weight="2" serviceLocation="cdn3">http://cdn3.example.com/</BaseURL>

<!--This would be used if cdn3 was in use and failed -->
<BaseURL dvb:priority="2" dvb:weight="1" serviceLocation="cdn1">http://cdn1.example.com/</BaseURL>
<BaseURL dvb:priority="2" dvb:weight="1" serviceLocation="cdn2">http://cdn2.example.com/</BaseURL>

<!--This would be used if cdn2 was in use and failed -->
<BaseURL dvb:priority="3" dvb:weight="9" serviceLocation="cdn1">http://cdn1.example.com/</BaseURL>
<BaseURL dvb:priority="3" dvb:weight="1" serviceLocation="cdn3">http://cdn3.example.com/</BaseURL>

<!--This would be used if cdn1 was in use and failed -->
<BaseURL dvb:priority="4" dvb:weight="9" serviceLocation="cdn2">http://cdn2.example.com/</BaseURL>
<BaseURL dvb:priority="4" dvb:weight="1" serviceLocation="cdn3">http://cdn3.example.com/</BaseURL>

<!--This would be used if cdn2 and cdn3 both failed -->
<BaseURL dvb:priority="5" dvb:weight="1" serviceLocation="cdn1">http://cdn1.example.com/</BaseURL>

<!--This would be used if cdn1 and cdn3 both failed -->
<BaseURL dvb:priority="6" dvb:weight="1" serviceLocation="cdn2">http://cdn2.example.com/</BaseURL>

<!--This would be used if cdn1, cd2 and cdn3 all failed -->
<BaseURL dvb:priority="7" dvb:weight="1" serviceLocation="costly-cdn">http://costly-
cdn.example.com/</BaseURL>
```

Figure 5 shows the various routes through all of these options based on the percentage chance of each option being fixed and assuming that each option eventually fails. This is for illustrative purposes only - the failure of all BaseURLs should not be a common occurrence.

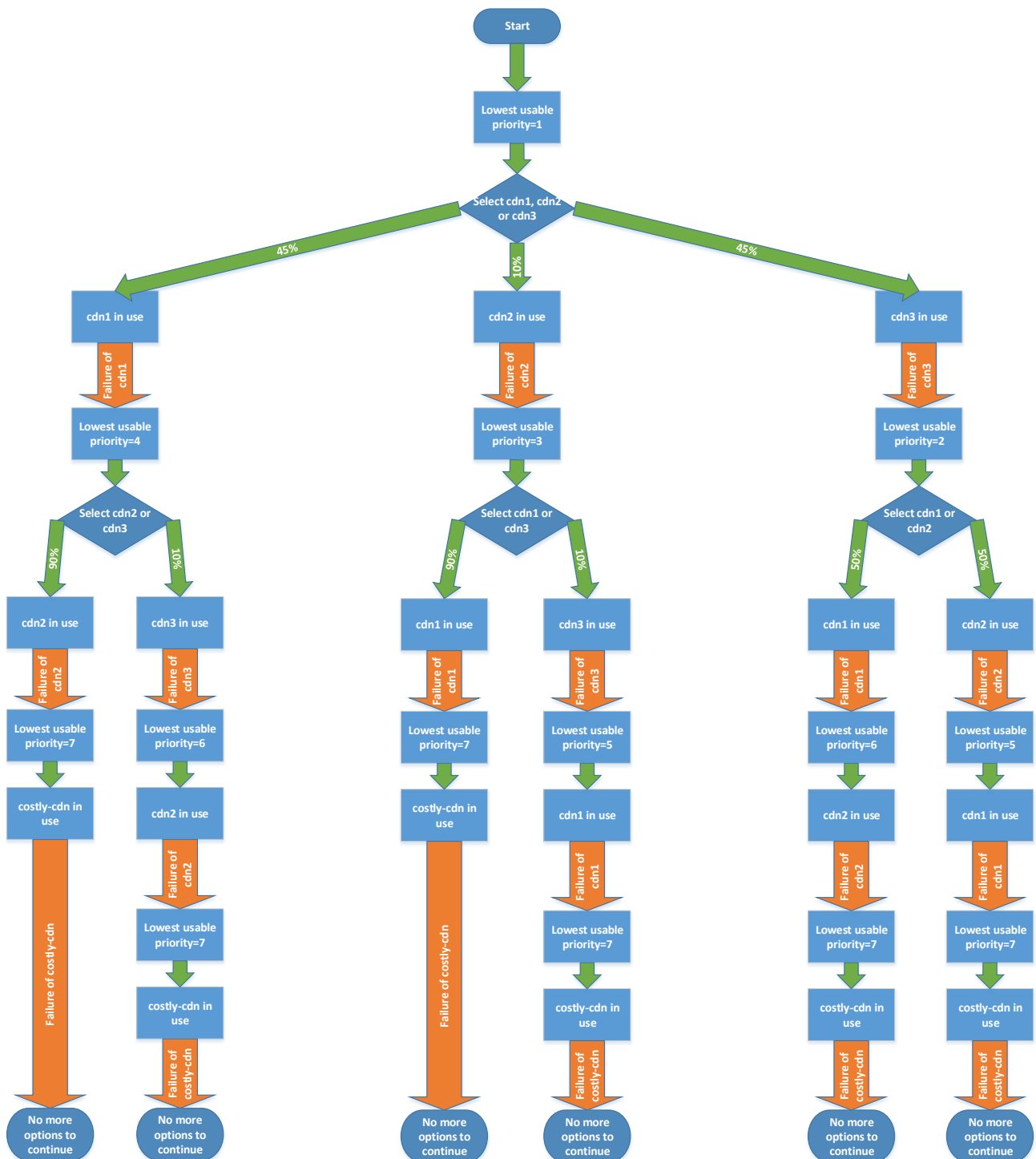


Figure 5: The various routes through the BaseURLs given in the example

11.9.5 Relative and Absolute BaseURLs

According to ISO/IEC 23009-1 [1], BaseURLs can be carried at a number of levels within an MPD, and may contain both absolute and relative URLs, with relative URLs being resolved either against an absolute URL contained within a BaseURL at a higher level within an MPD or the base URI of the MPD itself.

In order to improve clarity it is recommended that:

- BaseURLs containing absolute URLs are placed at one level throughout an MPD, e.g. at the MPD level or the Period level.
- No level contains BaseURLs containing both absolute and relative URLs.
- BaseURLs which will be ignored are not placed in the MPD at all (a base URL will be ignored if it is not needed in URL resolution).
- Multiple BaseURLs containing relative URLs are not placed within the same element (this would effectively indicate a choice about which to use without any guidance).

Where BaseURLs contain relative URLs, these should not include the @serviceLocation, @priority or @weight attributes, as these attributes will be ignored by the Player.

Ideally an MPD will contain a set of BaseURLs containing absolute URLs either at the MPD level, or if different periods are served from different locations at the Period level. Then single BaseURLs containing a relative URL, placed as necessary at the Period, Adaptation Set and Representation levels.

For example an MPD structure (showing only the BaseURLs and their containing elements) might look as follows:

```
<MPD>
  <BaseURL dvb:priority="1" dvb:weight="9"
serviceLocation="cdn1">http://cdn1.example.com/</BaseURL>
  <BaseURL dvb:priority="1" dvb:weight="9"
serviceLocation="cdn2">http://cdn2.example.com/</BaseURL>
  <BaseURL dvb:priority="1" dvb:weight="2"
serviceLocation="cdn3">http://cdn3.example.com/</BaseURL>
  <BaseURL dvb:priority="2" dvb:weight="1"
serviceLocation="cdn1">http://cdn1.example.com/</BaseURL>
  <BaseURL dvb:priority="3" dvb:weight="1"
serviceLocation="cdn2">http://cdn2.example.com/</BaseURL>
  <Period id="p1">
    <BaseURL>media/period1/</BaseURL>
    <AdaptationSet>
      <BaseURL>video/</BaseURL>
    </AdaptationSet>
    <AdaptationSet>
      <BaseURL>audio/</BaseURL>
    </AdaptationSet>
  </Period>
  <Period id="p2">
    <BaseURL>media/period2/</BaseURL>
    <AdaptationSet>
      <!-- In this adaptation set there is no BaseURL as the SegmentTemplate includes the path
within the @media and @initialization attributes -->
    </AdaptationSet>
    <AdaptationSet>
      <!-- In this adaptation set there is no BaseURL as the SegmentTemplate includes the path
within the @media and @initialization attributes -->
    </AdaptationSet>
  </Period>
</MPD>
```

11.10 Using Events

It is recommended that Content Providers do not use the MPEG-DASH MPD Patch event.

Where there is a need to use v1 DASH Event Message Boxes for compatibility with other specifications, then Content Providers may wish to include v0 Event Message Boxes as well with duplicate event information to allow Players which only interpret messages carried in v0 Boxes to receive the event.

If possible, it is recommended to signal and insert events so that they are available to the client at least 4 seconds before the intended presentation time.

- For MPD events, the event should be in an MPD with @publishTime at least 4 seconds plus the minimum update period of the MPD before the intended presentation time of the Event,
- For inband events, the intended earliest media presentation time of the first segment carrying the event should be at least 4 seconds before the intended presentation time of the event.

11.11 Asset Identifiers

AssetIdentifier descriptors identify the asset to which a period belongs and may be used for implementation of Player functionality that depends on distinguishing between adverts and main content. An **AssetIdentifier**, may be used, and if used has to be unique per asset within an MPD.

NOTE 1: This includes both the content and the advertising material.

The value of the @value remains undefined, however, it has to be the same for all parts of the same asset.

Periods with the same **AssetIdentifier** should have the same representations and same initialization segments.

NOTE 2: This may allow for a Player optimization that allows some sharing of initialization data across periods for the same asset.

Content authors should offer an MPD with *period-continuous* Adaptation Sets if the MPD contains Periods with identical Asset Identifiers.

11.12 Considerations for Running 24/7 services

11.12.1 A/V synchronization

In a long running live stream the alignment between audio and video streams cannot be achieved by starting both at 0 when an encoder starts as they may need to be restarted during the stream. Techniques similar to those needed to support multiple encoders may be needed, as described in the following clause.

11.12.2 Dual (or more) redundant encoding and hosting infrastructure

Content providers often wish to ensure their services are reliable and usually have backup systems in place to prevent single failures causing the service to go 'off-air'. When doing this with DASH services, redundant systems can be used to provide content through different Internet end points. This has the benefit that single points of failure can be further removed by using the Player behaviour described in clause 10.8 to manage the Player switching between the systems.

For this approach to work without interruption, there needs to be a system in place to ensure the different paths are time aligned, such that media segments produced through one half of a redundant system can be used interchangeably with segments from the other half. To enable this, the following need to be the same on the output of each path:

- Segment names
- Track fragment decode times
- Fragment sequence numbers

Encoders and packagers may need to synchronize to a timecode in the media stream to allow them to set these values deterministically, and to have rules to decide where segment boundaries go, to ensure that segment boundaries are aligned, even after one of the paths is restarted after a failure or maintenance. In particular, care needs to be taken with regards to the audio access unit timing relative to the video when switching from one redundant audio encoder to another.

11.12.3 Encryption

When encrypting long running services, consideration needs to be given to whether key rotation is required. The following may affect this:

- Amount of traffic to be encrypted with one key
- Avoiding the reuse of IVs with the same key
- Allowing entitlement changes over time

If key rotation is used, content providers need to ensure that the new keys and associated content licenses are made available to players well in advance of when they will be needed, especially in the case of low latency content.

11.12.4 Further information

Further information on running live MPEG-DASH services can be found in clause 4 of DASH-IF: Guidelines for Implementation: DASH-IF Interoperability Points [i.1].

11.13 Cache Control

Be aware of HTTP caching directives when serving dynamic MPDs, in order to ensure that the Player can acquire appropriate updated versions when required to do so by the MPD@minimumUpdatePeriod attribute or MPD validity expiration events.

11.14 Wide colour gamut and high dynamic range

Where video is delivered that has colour primaries, matrix coefficients or transfer characteristics that do not match Recommendation ITU-R BT.709 [21] and are not compatible with it, EssentialProperty descriptors should be used in accordance with clause 5.2.5.

Requirements for the signalling of high dynamic range video can be found in clauses 5.2.6 and 5.2.7.

Players are not required to support dynamic changes of colour space or transfer characteristics during a Period. Where source content uses changing values, it should be converted to a single format for distribution using DASH, or multiple Periods should be used.

11.15 High Frame Rate

11.15.1 Introduction

High Frame Rate is used to describe frame rates exceeding 60 Hz, typically a doubling of the HD frame rate, for example 100 Hz instead of 50 Hz, or 120 Hz instead of 60 Hz.

11.15.2 Examples of Usage of Temporal Layers

Even though every Representation is self contained, temporal layers can still be used during encoding, but Representations have to include the necessary layers (and only necessary layers - there is no support for extraction of lower layers by players).

EXAMPLE 1: Content might be offered at five resolutions. At resolutions above HD (1920x1080) there is also a High Frame Rate version. This could give rise to the following Representations:

1280x720p50 (encoded as a single temporal layer)

1920x1080p50 (encoded as a single temporal layer)

2560x1440p50 (sub layer 0 of an encoding with two temporal layers)

3200x1800p50 (sub layer 0 of an encoding with two temporal layers)

3840x2160p50 (sub layer 0 of an encoding with two temporal layers)

2560x1440p100 (sub layers 0 and 1 of an encoding with two temporal layers)

3200x1800p100 (sub layers 0 and 1 of an encoding with two temporal layers)

3840x2160p100 (sub layers 0 and 1 of an encoding with two temporal layers)

These would be included in the MPD using a single Adaptation Set as follows:

```

<AdaptationSet startWithSAP="2" segmentAlignment="true" par="16:9" sar="1:1" id="1"
mimeType="video/mp4" scanType="progressive" contentType="video" >
  <Role schemeIdUri="urn:mpeg:dash:role:2011" value="main"/>
  <SegmentTemplate startNumber="1" timescale="1000" duration="3840"
media="$RepresentationID$/$Number%06d$.m4s" initialization="$RepresentationID$/IS.mp4" />
  <Representation frameRate="50" bandwidth="2576720" codecs="hev1.2.4.L120.00.00.B0"
width="1280" height="720" id="1280x720p50"/>
  <Representation frameRate="50" bandwidth="7121608" codecs="hev1.2.4.L123.00.00.B0"
width="1920" height="1080" id="1920x1080p50"/>
  <Representation frameRate="50" bandwidth="10260360" codecs="hev1.2.4.L150.00.00.B0"
width="2560" height="1440" id="2560x1440p50">
    <SupplementalProperty schemeIdUri="urn:dvb:dash:highest_temporal_id:2017"
value="0"/>
  </Representation>
  <Representation frameRate="50" bandwidth="15828496" codecs="hev1.2.4.L153.00.00.B0"
width="3200" height="1800" id="3200x1800p50">
    <SupplementalProperty schemeIdUri="urn:dvb:dash:highest_temporal_id:2017"
value="0"/>
  </Representation>
  <Representation frameRate="50" bandwidth="22554544" codecs="hev1.2.4.L153.00.00.B0"
width="3840" height="2160" id="3840x2160p50">
    <SupplementalProperty schemeIdUri="urn:dvb:dash:highest_temporal_id:2017"
value="0"/>
  </Representation>
  <Representation frameRate="100" bandwidth="15000000" codecs="hev1.2.4.L156.00.00.B0"
width="2560" height="1440" id="2560x1440p100">
    <SupplementalProperty schemeIdUri="urn:dvb:dash:highest_temporal_id:2017"
value="1"/>
  </Representation>
  <Representation frameRate="100" bandwidth="22000000" codecs="hev1.2.4.L156.00.00.B0"
width="3200" height="1800" id="3200x1800p100">
    <SupplementalProperty schemeIdUri="urn:dvb:dash:highest_temporal_id:2017"
value="1"/>
  </Representation>
  <Representation frameRate="100" bandwidth="33000000" codecs="hev1.2.4.L156.00.00.B0"
width="3840" height="2160" id="3840x2160p100">
    <SupplementalProperty schemeIdUri="urn:dvb:dash:highest_temporal_id:2017"
value="1"/>
  </Representation>
</AdaptationSet>

```

EXAMPLE 2: Content might be offered at three frame rates, with each rate using its own temporal layer. This could give rise to the following Representations:

1280x720p25 (sub layer 0 of an encoding with three temporal layers)

1920x1080p25 (sub layer 0 of an encoding with three temporal layers)

1280x720p50 (sub layers 0 and 1 of an encoding with three temporal layers)

1920x1080p50 (sub layers 0 and 1 of an encoding with three temporal layers)

3200x1800p50 (sub layers 0 and 1 of an encoding with three temporal layers)

3840x2160p50 (sub layers 0 and 1 of an encoding with three temporal layers)

3200x1800p100 (sub layers 0, 1 and 2 of an encoding with three temporal layers)

3840x2160p100 (sub layers 0, 1 and 2 of an encoding with three temporal layers)

These would be included in the MPD using a single Adaptation Set as follows:

```

<AdaptationSet startWithSAP="2" segmentAlignment="true" par="16:9" sar="1:1" id="1"
mimeType="video/mp4" scanType="progressive" contentType="video" >
  <Role schemeIdUri="urn:mpeg:dash:role:2011" value="main"/>
  <SegmentTemplate startNumber="1" timescale="1000" duration="3840"
media="$RepresentationID$/$Number%06d$.m4s" initialization="$RepresentationID$/IS.mp4" />
  <Representation frameRate="25" bandwidth="2000000" codecs="hev1.2.4.L120.00.00.B0"
width="1280" height="720" id="1280x720p25">

```



```

        <SupplementalProperty schemeIdUri="urn:dvb:dash:highest_temporal_id:2017"
value="0"/>
    </Representation>
    <Representation frameRate="25" bandwidth="4000000" codecs="hev1.2.4.L123.00.00.B0"
width="1920" height="1080" id="1920x1080p25">
        <SupplementalProperty schemeIdUri="urn:dvb:dash:highest_temporal_id:2017"
value="0"/>
    </Representation>
    <Representation frameRate="50" bandwidth="15828496" codecs="hev1.2.4.L153.00.00.B0"
width="3200" height="1800" id="3200x1800p50">
        <SupplementalProperty schemeIdUri="urn:dvb:dash:highest_temporal_id:2017"
value="1"/>
    </Representation>
    <Representation frameRate="50" bandwidth="22554544" codecs="hev1.2.4.L153.00.00.B0"
width="3840" height="2160" id="3840x2160p50">
        <SupplementalProperty schemeIdUri="urn:dvb:dash:highest_temporal_id:2017"
value="1"/>
    </Representation>
    <Representation frameRate="100" bandwidth="22000000" codecs="hev1.2.4.L156.00.00.B0"
width="3200" height="1800" id="3200x1800p100">
        <SupplementalProperty schemeIdUri="urn:dvb:dash:highest_temporal_id:2017"
value="2"/>
    </Representation>
    <Representation frameRate="100" bandwidth="33000000" codecs="hev1.2.4.L156.00.00.B0"
width="3840" height="2160" id="3840x2160p100">
        <SupplementalProperty schemeIdUri="urn:dvb:dash:highest_temporal_id:2017"
value="2"/>
    </Representation>
</AdaptationSet>

```

11.16 Considerations for Subtitles

Subtitle content authored for DVB DASH players needs to be decodable by an EBU-TT-D renderer.

11.17 Next Generation Audio

11.17.1 Introduction

The NGA formats support the concept of component based audio, a concept that allows for instance more efficient use of the available bandwidth and has lower data storage requirements.

With component based audio, the audio program is no longer authored as a full mix. Instead, a program contains individual audio programme components, where each audio programme component contributes separate components to an audio scene. Examples for audio programme components are the ambience (music & effects), dialogues, commentaries, home and away crowd noise, or individual instruments in an orchestra.

The form of content creation where audio is delivered as a pre-mixed experience within one elementary stream, also known as "full-main" is also supported by the NGA formats.

11.17.2 Terminology used in context with Next Generation Audio

11.17.2.1 Audio Bundle

In the context of next generation audio, an audio bundle is a set of audio programme components that can contribute to the playout of one next generation audio decoder. Examples for audio programme components are an English dialogue, German dialogue, or Music & Effects. The referred audio programme components can be carried in one or separate Representations. Typically, not all audio programme components of one audio bundle are played out at the same time. The set of audio programme components of one audio bundle can provide multiple personalization options like different languages, flexible gain or spatial location of audio programme components, typically exposed through a user interface. An audio bundle typically contains several Preselections.

11.17.2.2 Preselection

A Preselection is a set of audio programme components representing a version of the Programme that may be selected by a user for simultaneous decoding. An audio Preselection is a sub-selection from all available audio programme components of one Programme. An audio Preselection may be considered the next generation audio equivalent of audio services in predecessor systems, whereby each audio service comprises a complete audio mix.

Only audio programme components of the same audio bundle can contribute to the decoding and rendering of a Preselection. The Preselection concept is common to the next generation audio codecs and is mapped to DASH signalling to provide a basic selection mechanism, e.g. for user preferred languages, accessibility, etc.

11.17.3 Content creation recommendations for multi stream configurations

For MRMP use cases which involve more than one AdaptationSet in order to host all audio programme components for a Preselection, the content that contributes to a Preselection which is hosted by two or more AdaptationSets shall be created so that the same amount of Representations are available in each AdaptationSet. This simplifies the player logic required to switch between Representations for adaptation to varying bit rate conditions.

11.18 MPDs with Low Latency Content

11.18.1 General approach

MPDs may contain content that is designed for presentation with low latency (defined as low latency content). This can be achieved in two ways:

- Firstly, short-duration media segments may be used. These will progress through the distribution chain and be processed by players as single units.
- Secondly, where it is desirable to reduce the latency to a point where short segments become inefficient (for example due to reduced coding efficiency from short GOP lengths or due to the rate of network requests from players), segments consisting of multiple chunks (moof/mdat pairs) may be used as described in clause 6.6.5 of ISO/IEC 23000-19 [40]. These can be delivered progressively through the distribution chain using HTTP chunked transfer encoding.

Low latency content using the first option provides a high degree of backwards compatibility but results in a high rate of requests from the player to the server or CDN. Requests may be reduced by constructing the MPD such that it does not have to be re-loaded repeatedly (this may preclude the use of the SegmentTimeline element). For maximum backwards compatibility with players conforming to earlier versions of the present document, segments should have a duration of 1 second or greater.

The second option provides a reasonable degree of backwards compatibility but there may be a small number of players that were not tested with chunked segments and which may not be able to play them.

If a manifest will be consumed by both low-latency and non-low-latency players, content providers should label low-latency Adaptation Sets with an EssentialProperty or SupplementalProperty descriptor with the @schemeIdUri attribute of "urn:dvb:dash:lowlatency:critical:2019" and @value=true. By using the EssentialProperty an AdaptationSet would be ignored by players not able to support the low latency requirements or players that do not understand the signalling. The Supplemental property may be used in case that is undesirable. This decision depends on the use case targeted by the content provider.

11.18.2 Recommendations for low latency content

11.18.2.1 Segment information in the MPD

When content is presented with low latency, there is limited time available to respond to delayed responses to requests for media segments and MPD updates. In order to achieve the best possible reliability, it is recommended that content intended for low latency presentation be produced such that the player does not have to request an updated MPD frequently during normal playback.

11.18.2.2 Video chunk duration

A smaller video chunk duration allows smaller units of video to be made available to the player. However, frame re-ordering by the video codec means that there is little benefit in choosing a video chunk duration that is less than the maximum frame re-ordering distance (generally equal to the P-frame distance).

11.18.2.3 Audio chunk duration

As audio codecs generally have more frequent random access points and little decoding delay, the considerations for video chunks do not apply. However, in the audio case, very small chunks may not be flushed through network buffers and caches quickly. It is recommended that the audio chunk duration matches that of the video.

11.18.2.4 Time synchronisation

Low latency content should include a UTCTiming element that provides a time reference with sub-second accuracy and a LeapSecondInformation element providing correction for leap seconds.

When the timing of a future leap second becomes known, the LeapSecondInformation element should be updated to include @nextLeapChangeTime and @nextAvailabilityStartLeapOffset attributes with sufficient notice for players to receive the information before it is needed. Such an update should not be made less than 24 hours after a previous leap second has occurred to ensure that players have time to process the previous leap second (see also clause 10.20.8).

NOTE: If a ProducerReferenceTime element is being used to control the latency of a stream then it is advisable to include a UTCTiming element within it, to indicate that the wall clock time is synchronised to that time source. Be aware that when a UTCTiming element is included within the ProducerReferenceTime element then clause 5.12.2 of ISO/IEC 23009-1 [1] requires the same UTCTiming element to be present in the MPD element. Also observe that Table 41 of ISO/IEC 23009-1 [1] defines the format of ProducerReferenceTime@wallClockTime as depending on the scheme used for the contained UTCTiming element, or an NTP timestamp default if there is no UTCTiming element there.

NOTE: ProducerReferenceTime@inband should be set to false, in case it is set to true, the inband timing information is expected not to contradict the time mapping in the MPD.

11.18.2.5 Content availability

At the stated availability time of segments and chunks, players need to be able to request the segment and receive a valid response. If the content encoding, packaging and distribution chain is such that there may be variable delays in chunk availability, this should be handled in one of two ways:

- the availability time indicated in the MPD should be aligned with the worst-case segment availability time, at some cost to the achievable latency; or
- the encoding and distribution infrastructure should be arranged such that segment requests will be accepted at the indicated availability time, even if the serving of the first byte of data may occasionally be delayed. Since any delay in content arrival at the server is likely to be uncorrelated with delays in the network, this approach can result in improved reliability or lower achievable latency.

11.18.2.6 Inband events

Where inband events are being delivered in a low latency stream there are a number of options which comply with the placement rules of clause 5.10.3.3.1 of ISO/IEC 23009-1 [1]:

- Where the events themselves do not need to be delivered with low latency, emsg boxes can be inserted only at the beginning of segments, as normal.
- Where the events do need to be delivered with low latency to players known to process messages which are mid-segment, they could be inserted at the beginning of chunks, and then repeated at the beginning of the next

segment. This would enable players which are capable of processing events mid segment to process them at the desired time, but other players would only process them at the start of the next segment.

NOTE: The present document does not require players to process emsg boxes mid-segment.

- Where events do need to be delivered with low latency to all players, the audio segment duration could be reduced instead of using chunks for audio to facilitate more frequent insertion opportunities.

11.18.3 Audio/Video Switching Across Period Boundaries

Where seamless presentation at a Period boundary is desired, content providers should ensure that the adaptation sets on both sides of the period boundary have the same latency requirements to ensure that players are able to continue a low latency presentation.

11.19 Converting a Dynamic to a Static MPD

When a live stream has ended, and all segments of that live stream are available, no more segment or MPD updates will occur. A content author may change a dynamic MPD into a static MPD, by applying the following changes in the MPD returned to a request for an MPD update:

- 1) The attribute MPD@mediaPresentationDuration is added
- 2) The attribute MPD@minimumUpdatePeriod is removed
- 3) The MPD@type is changed to “static”
- 4) The MPD @availabilityStartTime may be removed.
- 5) @timeShiftBufferDepth attribute may be removed
- 6) The Period@start may be set to zero (if it was not already)
- 7) @presentationTimeOffset attributes in this case are set to account for the earliest presentation time of the media segments in the different AdaptationSets.

It is expected that players can continue playing the MPD in this case from the current presentation time. In case a new player requests the MPD for the first time, it is expected to start playing from the beginning of the MPD as is default behavior for a static MPDs. The expected corresponding player behaviour is defined in clause 10.9.7.

Annex A (informative): Summary of fixes to 2014 and 2017 profiles

A.1 Summary of fixes to 2014 profile

Table A.1 provides a summary of the fixes to the 2014 profile included in the present document relative to previous versions of the present document.

Table A.1: Fixes to the 2014 profile

Ref.	Summary	Impacted clause(s)	Severity	Previously Published
1329	maxSegmentDuration	4.2.4	Medium	Y
1330	Missing value attribute in example in clause 9.1.2.4	9.1.2.4	Low	Y
1331	"one hour" should be "one year" in clause 10.9.4.1	10.9.4.1	Medium	Y
1400	Absolute BaseURLs deeper than Period level	4.2.4 and 4.2.5	Low	Y
1404	Default serviceLocation on Absolute BaseURLs	10.8.2.1 and 10.8.2.3	Medium	Y
1405	@priority attribute should be @probability	10.12.3.4	Low	Y
1406	Default value for @probability in Reporting is out of range for schema	10.12.3.3	Medium	Y
1407	Reference to the DASH amendment that defines UTCTiming	2.1, 4.7.2 and 4.7.3	Medium	Y
1408	One UTCTiming URN is wrong	4.7.2 and 4.7.3	Medium	Y
1425	Unused definition	3.1	Low	Y
1426	Bugfix for AC-4 codec signalling	6.3	Low	Y
1427	Add metric identifier when using the urn:dvb:dash:reporting:2014 reporting scheme	10.12.3.5 and 10.12.2	Medium	Y
1428	Incorrect reference in clause 10.12.2	10.12.2	Low	Y
1429	Explicitly specify what to do with null or unavailable values when reporting errors	10.12.3.5	Medium	Y
1431	Table 22 missing encoding for Real type	10.12.3.5	Low	Y
1440	Circular Resolution Possible in xlink onload	4.2.2	Low	Y
1442	MPEG Update on SAP type 3 HEVC Signalling	5.2.1	Low	Y
1950	Is @Role redundant on audio Adaptation Sets when an MPD only contains one?	6.1.1, 6.1.2 and 10.10	Low	Y
1952	one audio AdaptationSet with @role not equal to main	6.1.2 and 10.10	Low	Y
2012	HEVC SAP Type mapping in clause 5.2.1 seems too permissive	5.2.1	Low	Y
2179	Playback start position and suggestedPresentationDelay	10.9.2	Low	Y
2181	Seeking forward in live streams	9.1.4	Medium	Y
2285	Prohibiting XML DTDs in a DASH MPD	4.2.1	Low	Y
2295	Bullet does not make sense in clause 4.2.7	4.2.7	Low	Y
2304	Removal of mention of 48fps in clause 10.4	10.4	Low	Y
2327	Consider constraints on PPS location	5.1.2 and 5.2.1	Low	Y
2395	Ambiguity in clause 7.2.1.1 DVB font download scheme	7.2.1.1	Low	Y
2398, 2399, 2400	Integration of TM-AVC1058r8: dash_codec_profile_annex	4.4, 5.1.1, 5.1.3, 5.2.2 and 5.2.3		Y
2410	No normative reference to AudioPurposeCS	6.1.2	Low	Y
2456	Ambiguity about number of moof/mdat boxes per segment	4.3, 10.2	Low	
2468	Inconsistent definition of EventType in MPEG DASH	9.1	Low	
2469	Player behaviour relating to @minimumUpdatePeriod	10.9.5	Medium	
2470	Negative playback speeds or positive playback speeds greater than 1.0	10.6.0	Low	
2473	Clarified the CMAF brand and its definition	10.17	Low	
2479	Error handling section should consider some additional errors	10.8.5	Medium	
2489	Explicitly note that segments need not align between AdaptationSets and that some AdaptationSets may have chunked segments and some may not	4.2.4, 10.2	Low	
2491	Minor typo in clause 6.1.2, table 6	6.1.2	Low	

2500	Example MPD for low latency	Annex E	Low	N
2501	more detailed needed for low-latency 10.20.2 - Media access and adaptation	10.20.2	Medium	N
2502	Presentation time target need worked examples	10.20.3	Medium	N
2526	Content provider guidelines relating to latency critical essential vs supplemental property	11.18.1	Medium	N
2534	period continuity: overlap between DVB-DASH 10.5.2 and DASH (3rd ed)	10.5.2.3	Medium	N
2547	Mention extension namespace ("dvb" prefix) in spec	7.2.13	Medium	N
2699	AdaptationSet@contentType	4.2.4 and 4.2.7	Medium	N
2702	DVB Dash is quiet about inband prft and ProducerReferenceTime@inband	11.18.2.4, 11.20.4	Medium	N
2708	mixing audio codecs within single AdaptationSet not explicitly excluded	6.1.1.	Medium	N
2710	(editorial) inconsistent use of Player vs Client	Many	Low	N
2725	Failover Content DASH 4 th edition	4.4.	Medium	N
2727	Low latency segment timeline	10.9.4.4. 11.18.2	Medium	N
2731	Inband and MPD events with same @schemeldUri and @value	9.1.6	medium	N
2745	EventStream@presentationTimeOffset	9.1.3	Medium	N
2746	Event@contentEncoding	9.1.3	Medium	N
2747	@segmentProfiles or CMAF content	7.2	Low	N
2817	Time shift buffer to non available segments	10.9.6	Medium	N
2842	Converting dynamic to static playback	10.9.7, 11.9	Medium	N
2855	Subtitles other than stpp may be ignored	7.1.	Medium	N
2860	MPDS with multiple adaptation sets of same media type	10.10	Medium	N
2829	Content authoring guidelines for subtitles media	11.7	Medium	N
2935	Period@duration vs the duration of the segments in the representations	10.5.2	Medium	N
2934	DVB-DASH Low Latency playback does not apply when MPD anchor is used	10.20	Medium	N
2932	hevc_uhd2_hdr support in DVB-DASH A168	10.3, 11.2.1	Medium	N
2939	Error in figures illustrating latency measurements	10.20.6, 10.20.4	Medium	Y
2940	Incorrect guidance on use of http-head UTCTiming source	4.7.2	Medium	Y
2715	MPD Update Requirements	4.8	Medium	Y
2836	Usage of SCTE-35 Events	11.10 , 10.21 9.1.9		
	Text for VVC usage	5.3 10.3 11	High	Y
	Text for AVS3 usage	5.4, 10.3	High	Y
Ref.	Summary	Impacted clause(s)	Severity	Previously Published
2492	XML payloads for MPD events	9.1.3	Low	
2493	Clause 10.12.3.1 references itself	10.12.3.1	Low	
2494	Metrics reporting XML scheme default value is incorrect	10.12.3.3	Low	
2495	Reporting probability example in clause 10.12.3.4 is wrong	10.12.3.4	Low	
2503	Check for any ambiguities or omissions concerning reporting MPEG metrics with the DVB reporting scheme	10.12, Annex E	Low	
2514	Player requirement to ignore adaptation sets	10.19	Low	
2531	Update reference to MPEG DASH	2.1	Low	

A.2 Summary of fixes to 2017 profile

Table A.2 provides a summary of the fixes to the 2017 profile included in the present document relative to previous versions of the present document.

Table A.2: Fixes to the 2017 profile

Ref.	Summary	Impacted clause(s)	Severity	Previously Published
2436	Possible inconsistency about clause 6.1.2 and preselections	6.7.5	Low	
2472	Wrong wording for DASH attribute name - language signaling for AC-4	6.3.2.6	Low	
2476	Add DTS-UHD to the specification	2.1, 2.2, 3.2, 6.4, 6.6.2, 6.7, 6.7.1, 6.7.2, 6.7.4, 6.7.6, 11.3.3, 11.7.1, Annex B, Annex C.3	Low	
2496	NGA MPD examples need update	Annex B	Low	
2498	Table 9 for AC-4 DASH elements/attributes should reference AC-4 ETSI standard instead of definition doublet	6.3.2.6	Low	
2528	AC-4 SRMP example MPD contains multiple AdaptationSets (Representations)	Annex B	Low	

Annex B (informative): MPD Examples for Next Generation Audio - DVB DASH 2017

B.1 Examples for SRSP (Single Representation, Single Preselection)

```
<Period>
  <!-- Main Audio, 48kHz, 2.0, AC-4, English language -->
  <AdaptationSet id="1" mimeType="audio/mp4" codecs="ac-4.02.01.00" audioSamplingRate="48000"
lang="en" segmentAlignment="true" startWithSAP="1">
    <Role schemeIdUri="urn:mpeg:dash:role:2011" value="main"/>
    <SegmentTemplate timescale="48000" media="audio_01/$Time$.m4s"
initialization="audio_01/init.mp4">
      <SegmentTimeline>
        <S t="0" d="96000" r="36"/>
      </SegmentTimeline>
    </SegmentTemplate>
    <Representation id="r0" bandwidth="64000">
      <AudioChannelConfiguration schemeIdUri="urn:mpeg:mpegB:cicp:ChannelConfiguration"
value="2"/>
    </Representation>
  </AdaptationSet>

  <!-- Dubbed Audio, 48kHz, 2.0, AC-4, German language -->
  <AdaptationSet id="2" mimeType="audio/mp4" codecs="ac-4.02.01.00" audioSamplingRate="48000"
lang="de" segmentAlignment="true" startWithSAP="1">
    <Role schemeIdUri="urn:mpeg:dash:role:2011" value="dub"/>
    <SegmentTemplate timescale="48000" media="audio_02/$Time$.m4s"
initialization="audio_02/init.mp4">
      <SegmentTimeline>
        <S t="0" d="96000" r="36"/>
      </SegmentTimeline>
    </SegmentTemplate>
    <Representation id="r1" bandwidth="64000">
      <AudioChannelConfiguration schemeIdUri="urn:mpeg:mpegB:cicp:ChannelConfiguration"
value="2"/>
    </Representation>
  </AdaptationSet>
</Period>
```

```
<Period>

  <!-- Main Audio, 48kHz, 2.0, MPEG-H, English language -->
  <AdaptationSet id="1" mimeType="audio/mp4" codecs="mhm1.0x0B" audioSamplingRate="48000"
lang="en" segmentAlignment="true" startWithSAP="1">
    <Role schemeIdUri="urn:mpeg:dash:role:2011" value="main"/>
    <SegmentTemplate timescale="48000" media="audio_01/$Time$.m4s"
initialization="audio_01/init.mp4">
      <SegmentTimeline>
        <S t="0" d="96000" r="36"/>
      </SegmentTimeline>
    </SegmentTemplate>
    <Representation id="r0" bandwidth="64000">
      <AudioChannelConfiguration schemeIdUri="urn:mpeg:mpegB:cicp:ChannelConfiguration"
value="2"/>
    </Representation>
  </AdaptationSet>

  <!-- Dubbed Audio, 48kHz, 2.0, MPEG-H, German language -->
  <AdaptationSet id="2" mimeType="audio/mp4" codecs="mhm1.0x0B" audioSamplingRate="48000"
lang="de" segmentAlignment="true" startWithSAP="1">
    <Role schemeIdUri="urn:mpeg:dash:role:2011" value="dub"/>
    <SegmentTemplate timescale="48000" media="audio_02/$Time$.m4s" initialization="audio-
02/init.mp4">
      <SegmentTimeline>
        <S t="0" d="96000" r="36"/>
      </SegmentTimeline>
    </SegmentTemplate>
  </AdaptationSet>
```



```

        </SegmentTemplate>
        <Representation id="r1" bandwidth="64000">
            <AudioChannelConfiguration schemeIdUri="urn:mpeg:mpegB:cicp:ChannelConfiguration"
value="2"/>
        </Representation>
    </AdaptationSet>

</Period>

```

```

<Period>
    <!-- Main Audio, 48kHz, 2.0, DTS-UHD, English language -->
    <AdaptationSet id="1" mimeType="audio/mp4" codecs="dtsy" audioSamplingRate="48000"
lang="en" segmentAlignment="true" startWithSAP="1">
        <Role schemeIdUri="urn:mpeg:dash:role:2011" value="main"/>
        <SegmentTemplate timescale="48000" media="audio_01/$Time$.m4s"
initialization="audio_01/init.mp4">
            <SegmentTimeline>
                <S t="0" d="96000" r="36"/>
            </SegmentTimeline>
        </SegmentTemplate>
        <Representation id="r0" bandwidth="64000">
            <AudioChannelConfiguration
schemeIdUri="tag:dts.com,2018:uhd:audio_channel_configuration" value="6"/>
        </Representation>
    </AdaptationSet>

    <!-- Dubbed Audio, 48kHz, 2.0, DTS-UHD, German language -->
    <AdaptationSet id="2" mimeType="audio/mp4" codecs="dtsy" audioSamplingRate="48000"
lang="de" segmentAlignment="true" startWithSAP="1">
        <Role schemeIdUri="urn:mpeg:dash:role:2011" value="dub"/>
        <SegmentTemplate timescale="48000" media="audio_02/$Time$.m4s" initialization="audio-
02/init.mp4">
            <SegmentTimeline>
                <S t="0" d="96000" r="36"/>
            </SegmentTimeline>
        </SegmentTemplate>
        <Representation id="r0" bandwidth="64000">
            <AudioChannelConfiguration
schemeIdUri="tag:dts.com,2018:uhd:audio_channel_configuration" value="6"/>
        </Representation>
    </AdaptationSet>
</Period>

```

B.2 Examples for SRMP (Single Representation, Multiple Preselections)

```

<Period>
    <!-- The Main Adaptation Set
        This AdaptationSet contains a stereo presentation, playable by a legacy player that
ignores preselection signaling. -->
    <AdaptationSet id="1" mimeType="audio/mp4" codecs="ac-4.02.01.00" audioSamplingRate="48000"
lang="en" segmentAlignment="true" startWithSAP="1">
        <AudioChannelConfiguration schemeIdUri="urn:mpeg:mpegB:cicp:ChannelConfiguration"
value="2"/>
        <SupplementalProperty schemeIdUri="urn:mpeg:dash:preselection:2016" />
        <SupplementalProperty schemeIdUri="tag:dolby.com,2017:dash:audio_frame_rate:2017"
value="25"/>
        <Role schemeIdUri="urn:mpeg:dash:role:2011" value="main"/>
        <SegmentTemplate timescale="48000" media="audio_in_separate_streams_main1/$Time$.m4s"
initialization="audio_in_separate_streams_main1/init.mp4">
            <SegmentTimeline>
                <S t="0" d="96000" r="36"/>
            </SegmentTimeline>
        </SegmentTemplate>
        <Representation id="r0" bandwidth="256000"/>
    </AdaptationSet>

    <!-- Preselection Element - Primary Preselection, 5.1.2 channel configuration -->
    <Preselection id="10" tag="101" preselectionComponents="1" codecs="ac-4.02.01.03"
audioSamplingRate="48000" lang="en">

```

```

    <AudioChannelConfiguration
schemeIdUri="tag:dolby.com,2015:dash:audio_channel_configuration:2015" value="0000C7"/>
    <Role schemeIdUri="urn:mpeg:dash:role:2011" value="main"/>
  </Preselection>

  <!-- Preselection Element - Audio Description, 5.1.2 channel configuration -->
  <Preselection id="20" tag="102" preselectionComponents="1" codecs="ac-4.02.01.03"
audioSamplingRate="48000" lang="en">
    <AudioChannelConfiguration
schemeIdUri="tag:dolby.com,2015:dash:audio_channel_configuration:2015" value="0000C7"/>
    <Accessibility schemeIdUri="urn:tva:metadata:cs:AudioPurposeCS:2007" value="1"/>
    <Role schemeIdUri="urn:mpeg:dash:role:2011" value="commentary"/>
  </Preselection>

  <!-- Preselection Element - Clean Audio, stereo -->
  <Preselection id="30" tag="103" preselectionComponents="1" codecs="ac-4.02.01.03"
audioSamplingRate="48000" lang="en">
    <AudioChannelConfiguration
schemeIdUri="tag:dolby.com,2015:dash:audio_channel_configuration:2015" value="0000C7"/>
    <Accessibility schemeIdUri="urn:tva:metadata:cs:AudioPurposeCS:2007" value="2"/>
    <Role schemeIdUri="urn:mpeg:dash:role:2011" value="alternate"/>
  </Preselection>

  <!-- Preselection Element - Dubbed Version, stereo -->
  <Preselection id="40" tag="104" preselectionComponents="1" codecs="ac-4.02.01.00"
audioSamplingRate="48000" lang="fr" >
    <AudioChannelConfiguration schemeIdUri="urn:mpeg:mpegB:cicp:ChannelConfiguration"
value="2"/>
    <Role schemeIdUri="urn:mpeg:dash:role:2011" value="dub"/>
  </Preselection>

  <!-- Preselection Element - Stereo Preselection, stereo -->
  <Preselection id="50" tag="105" preselectionComponents="1" codecs="ac-4.02.01.00"
audioSamplingRate="48000" lang="en">
    <AudioChannelConfiguration schemeIdUri="urn:mpeg:mpegB:cicp:ChannelConfiguration"
value="2"/>
    <Role schemeIdUri="urn:mpeg:dash:role:2011" value="main"/>
  </Preselection>
</Period>

```

```

<Period>
  <!-- The one available Adaptation Set -->
  <AdaptationSet id="1" mimeType="audio/mp4" codecs="mhm1.0x0C" audioSamplingRate="48000"
lang="en" segmentAlignment="true" startWithSAP="1">
    <SupplementalProperty schemeIdUri="urn:mpeg:dash:preselection:2016" />
    <Role schemeIdUri="urn:mpeg:dash:role:2011" value="main"/>
    <SegmentTemplate timescale="48000" media="audio_all_in_one_stream/$Time$.m4s"
initialization="audio_all_in_one_stream/init.mp4">
      <SegmentTimeline>
        <S t="0" d="96000" r="36"/>
      </SegmentTimeline>
    </SegmentTemplate>
    <Representation id="r0" bandwidth="256000">
      <AudioChannelConfiguration schemeIdUri="urn:mpeg:mpegB:cicp:ChannelConfiguration"
value="14"/>
    </Representation>
  </AdaptationSet>

  <!-- Preselection Element - Primary Preselection 48kHz, MPEG-H, 5.1.2ch -->
  <Preselection id="10" tag="101" preselectionComponents="1" codecs="mhm1.0x0C"
audioSamplingRate="48000" lang="en">
    <Role schemeIdUri="urn:mpeg:dash:role:2011" value="main"/>
    <AudioChannelConfiguration schemeIdUri="urn:mpeg:mpegB:cicp:ChannelConfiguration"
value="14"/>
  </Preselection>

  <!-- Preselection Element - Audio Description 48kHz, MPEG-H, 5.1.2ch -->
  <Preselection id="20" tag="102" preselectionComponents="1" codecs="mhm1.0x0C"
audioSamplingRate="48000" lang="en">
    <Role schemeIdUri="urn:mpeg:dash:role:2011" value="commentary"/>
    <Accessibility schemeIdUri="urn:tva:metadata:cs:AudioPurposeCS:2007" value="1"/>
    <AudioChannelConfiguration schemeIdUri="urn:mpeg:mpegB:cicp:ChannelConfiguration"
value="14"/>
  </Preselection>

  <!-- Preselection Element - Clean Audio 48kHz, MPEG-H, 5.1.2ch -->
  <Preselection id="30" tag="103" preselectionComponents="1" codecs="mhm1.0x0C"

```

```

audioSamplingRate="48000" lang="en">
  <Role schemeIdUri="urn:mpeg:dash:role:2011" value="alternate"/>
  <Accessibility schemeIdUri="urn:tva:metadata:cs:AudioPurposeCS:2007" value="2"/>
  <AudioChannelConfiguration schemeIdUri="urn:mpeg:mpegB:cicp:ChannelConfiguration"
value="14"/>
</Preselection>
<!-- Preselection Element - Dubbed Version 48kHz, MPEG-H, 2ch -->
<Preselection id="40" tag="104" preselectionComponents="1" codecs="mhm1.0x0C"
audioSamplingRate="48000" lang="fr" >
  <Role schemeIdUri="urn:mpeg:dash:role:2011" value="dub"/>
  <AudioChannelConfiguration schemeIdUri="urn:mpeg:mpegB:cicp:ChannelConfiguration"
value="2"/>
</Preselection>

<!-- Preselection Element - Stereo Main 48kHz, MPEG-H, 2ch -->
<Preselection id="50" tag="105" preselectionComponents="1" codecs="mhm1.0x0C"
audioSamplingRate="48000" lang="en">
  <Role schemeIdUri="urn:mpeg:dash:role:2011" value="main"/>
  <AudioChannelConfiguration schemeIdUri="urn:mpeg:mpegB:cicp:ChannelConfiguration"
value="2"/>
</Preselection>
</Period>

```

```

<Period>
  <!-- The one available Adaptation Set -->
  <AdaptationSet id="1" mimeType="audio/mp4" codecs="dtsy" audioSamplingRate="48000" lang="en"
segmentAlignment="true" startWithSAP="1">
    <SupplementalProperty schemeIdUri="urn:mpeg:dash:preselection:2016" />
    <Role schemeIdUri="urn:mpeg:dash:role:2011" value="main"/>
    <SegmentTemplate timescale="48000" media="audio_all_in_one_stream/$Time$.m4s"
initialization="audio_all_in_one_stream/init.mp4">
      <SegmentTimeline>
        <S t="0" d="96000" r="36"/>
      </SegmentTimeline>
    </SegmentTemplate>
    <Representation id="r0" bandwidth="256000">
      <AudioChannelConfiguration schemeIdUri="tag:dts.com,2018:uhd:audio_channel_configuration"
value="A03F"/>
    </Representation>
  </AdaptationSet>

  <!-- Preselection Element - Primary Preselection 48kHz, DTS-UHD, 5.1.2ch -->
  <Preselection id="10" tag="P1" preselectionComponents="1" codecs="dtsy"
audioSamplingRate="48000" lang="en">
    <Role schemeIdUri="urn:mpeg:dash:role:2011" value="main"/>
    <AudioChannelConfiguration schemeIdUri="tag:dts.com,2018:uhd:audio_channel_configuration"
value="A03F"/>
  </Preselection>

  <!-- Preselection Element - Audio Description 48kHz, DTS-UHD, 5.1.2ch -->
  <Preselection id="20" tag="P2" preselectionComponents="1" codecs="dtsy"
audioSamplingRate="48000" lang="en">
    <Role schemeIdUri="urn:mpeg:dash:role:2011" value="commentary"/>
    <Accessibility schemeIdUri="urn:tva:metadata:cs:AudioPurposeCS:2007" value="1"/>
    <AudioChannelConfiguration schemeIdUri="tag:dts.com,2018:uhd:audio_channel_configuration"
value="A03F"/>
  </Preselection>

  <!-- Preselection Element - Clean Audio, DTS-UHD, 5.1.2ch -->
  <Preselection id="30" tag="P3" preselectionComponents="1" codecs="dtsy"
audioSamplingRate="48000" lang="en">
    <Role schemeIdUri="urn:mpeg:dash:role:2011" value="alternate"/>
    <Accessibility schemeIdUri="urn:tva:metadata:cs:AudioPurposeCS:2007" value="2"/>
    <AudioChannelConfiguration schemeIdUri="tag:dts.com,2018:uhd:audio_channel_configuration"
value="A03F"/>
  </Preselection>

  <!-- Preselection Element - Dubbed Version 48kHz, DTS-UHD, 2ch -->
  <Preselection id="40" tag="P4" preselectionComponents="1" codecs="dtsy"
audioSamplingRate="48000" lang="fr" >
    <Role schemeIdUri="urn:mpeg:dash:role:2011" value="dub"/>
    <AudioChannelConfiguration schemeIdUri="tag:dts.com,2018:uhd:audio_channel_configuration"
value="6"/>
  </Preselection>

  <!-- Preselection Element - Stereo Main 48kHz, DTS-UHD, 2ch -->

```

```

    <Preselection id="50" tag="P5" preselectionComponents="1" codecs="dtsy"
audioSamplingRate="48000" lang="en">
    <Role schemeIdUri="urn:mpeg:dash:role:2011" value="main"/>
    <AudioChannelConfiguration schemeIdUri="tag:dts.com,2018:uhd:audio_channel_configuration"
value="6"/>
  </Preselection>
</Period>

```

B.3 Examples for MRMP (Multiple Representations, Multiple Preselections)

```

<Period>
  <!-- The Main Adaptation Set
    This AdaptationSet contains a 5.1.2 channel presentation in English, playable by a
    legacy player that ignores preselection signaling. -->
    <AdaptationSet id="1" mimeType="audio/mp4" codecs="ac-4.02.01.03" audioSamplingRate="48000"
lang="en" segmentAlignment="true" startWithSAP="1">
      <SupplementalProperty schemeIdUri="urn:mpeg:dash:preselection:2016" />
      <SupplementalProperty schemeIdUri="tag:dolby.com,2017:dash:audio_frame_rate:2017"
value="25"/>
      <Role schemeIdUri="urn:mpeg:dash:role:2011" value="main"/>
      <SegmentTemplate timescale="48000" media="audio_in_separate_streams_main1/$Time$.m4s"
initialization="audio_in_separate_streams_main1/init.mp4">
        <SegmentTimeline>
          <S t="0" d="96000" r="36"/>
        </SegmentTimeline>
      </SegmentTemplate>
      <Representation id="r0" bandwidth="256000">
        <AudioChannelConfiguration
schemeIdUri="tag:dolby.com,2015:dash:audio_channel_configuration:2015" value="0000C7"/>
      </Representation>
    </AdaptationSet>

    <!-- An Auxilliary Adaptation Set
      The EssentialProperty descriptor signals this AdaptationSet as not playable by itself -
    ->
    <AdaptationSet id="2" mimeType="audio/mp4" codecs="ac-4.02.01.03" audioSamplingRate="48000"
segmentAlignment="true" startWithSAP="1">
      <EssentialProperty schemeIdUri="urn:mpeg:dash:preselection:2016" />
      <SupplementalProperty schemeIdUri="tag:dolby.com,2017:dash:audio_frame_rate:2017"
value="25"/>
      <SegmentTemplate timescale="48000" media="audio_in_separate_streams_anc1/$Time$.m4s"
initialization="audio_in_separate_streams_anc1/init.mp4">
        <SegmentTimeline>
          <S t="0" d="96000" r="36"/>
        </SegmentTimeline>
      </SegmentTemplate>
      <Representation id="r1" bandwidth="64000">
      </Representation>
    </AdaptationSet>

    <!-- An Auxilliary Adaptation Set
      The EssentialProperty descriptor signals this AdaptationSet as not playable by itself -
    ->
    <AdaptationSet id="3" mimeType="audio/mp4" codecs="ac-4.02.01.03" audioSamplingRate="48000"
segmentAlignment="true" startWithSAP="1">
      <EssentialProperty schemeIdUri="urn:mpeg:dash:preselection:2016" />
      <SupplementalProperty schemeIdUri="tag:dolby.com,2017:dash:audio_frame_rate:2017"
value="25"/>
      <SegmentTemplate timescale="48000" media="audio_in_separate_streams_anc2/$Time$.m4s"
initialization="audio_in_separate_streams_anc2/init.mp4">
        <SegmentTimeline>
          <S t="0" d="96000" r="36"/>
        </SegmentTimeline>
      </SegmentTemplate>
      <Representation id="r2" bandwidth="64000">
      </Representation>
    </AdaptationSet>

    <!-- An Auxilliary Adaptation Set
      The EssentialProperty descriptor signals this AdaptationSet as not playable by itself -
    ->

```

```

    <AdaptationSet id="4" mimeType="audio/mp4" codecs="ac-4.02.01.03" audioSamplingRate="48000"
segmentAlignment="true" startWithSAP="1">
    <EssentialProperty schemeIdUri="urn:mpeg:dash:preselection:2016" />
    <SupplementalProperty schemeIdUri="tag:dolby.com,2017:dash:audio_frame_rate:2017"
value="25"/>
    <SegmentTemplate timescale="48000" media="audio_in_separate_streams_anc3/$Time$.m4s"
initialization="audio_in_separate_streams_anc3/init.mp4">
    <SegmentTimeline>
    <S t="0" d="96000" r="36"/>
    </SegmentTimeline>
    </SegmentTemplate>
    <Representation id="r3" bandwidth="64000"/>
    </AdaptationSet>

    <!-- Preselection Element - Primary Preselection, 5.1.2 channel configuration -->
    <Preselection id="10" tag="101" preselectionComponents="1" codecs="ac-4.02.01.03"
audioSamplingRate="48000" lang="en">
    <AudioChannelConfiguration
schemeIdUri="tag:dolby.com,2015:dash:audio_channel_configuration:2015" value="0000C7"/>
    <Role schemeIdUri="urn:mpeg:dash:role:2011" value="main"/>
    </Preselection>

    <!-- Preselection Element - Audio Description, 5.1.2 channel configuration -->
    <Preselection id="20" tag="102" preselectionComponents="1 2" codecs="ac-4.02.01.03"
audioSamplingRate="48000" lang="en">
    <AudioChannelConfiguration
schemeIdUri="tag:dolby.com,2015:dash:audio_channel_configuration:2015" value="0000C7"/>
    <Accessibility schemeIdUri="urn:tva:metadata:cs:AudioPurposeCS:2007" value="1"/>
    <Role schemeIdUri="urn:mpeg:dash:role:2011" value="commentary"/>
    </Preselection>

    <!-- Preselection Element - Clean Audio, 5.1.2 channel configuration -->
    <Preselection id="30" tag="103" preselectionComponents="1 3" codecs="ac-4.02.01.03"
audioSamplingRate="48000" lang="en">
    <AudioChannelConfiguration
schemeIdUri="tag:dolby.com,2015:dash:audio_channel_configuration:2015" value="0000C7"/>
    <Accessibility schemeIdUri="urn:tva:metadata:cs:AudioPurposeCS:2007" value="2"/>
    <Role schemeIdUri="urn:mpeg:dash:role:2011" value="alternate"/>
    </Preselection>

    <!-- Preselection Element - Dubbed Version, stereo -->
    <Preselection id="40" tag="104" preselectionComponents="1 4" codecs="ac-4.02.01.00"
audioSamplingRate="48000" lang="fr">
    <AudioChannelConfiguration schemeIdUri="urn:mpeg:mpegB:cicp:ChannelConfiguration"
value="2"/>
    <Role schemeIdUri="urn:mpeg:dash:role:2011" value="dub"/>
    </Preselection>

    <!-- Preselection Element - Stereo Preselection, stereo -->
    <Preselection id="50" tag="105" preselectionComponents="1" codecs="ac-4.02.01.00"
audioSamplingRate="48000" lang="en">
    <AudioChannelConfiguration schemeIdUri="urn:mpeg:mpegB:cicp:ChannelConfiguration"
value="2"/>
    <Role schemeIdUri="urn:mpeg:dash:role:2011" value="main"/>
    </Preselection>
</Period>

```

```

<Period>
    <!-- The Main Adaptation Set -->
    <AdaptationSet id="1" mimeType="audio/mp4" codecs="mhm2.0x0C" audioSamplingRate="48000"
lang="en" segmentAlignment="true" startWithSAP="1">
    <SupplementalProperty schemeIdUri="urn:mpeg:dash:preselection:2016" />
    <Role schemeIdUri="urn:mpeg:dash:role:2011" value="main"/>
    <SegmentTemplate timescale="48000" media="audio_in_separate_streams_main1/$Time$.m4s"
initialization="audio_in_separate_streams_main1/init.mp4">
    <SegmentTimeline>
    <S t="0" d="96000" r="36"/>
    </SegmentTimeline>
    </SegmentTemplate>
    <Representation id="r0" bandwidth="256000">
    <AudioChannelConfiguration schemeIdUri="urn:mpeg:mpegB:cicp:ChannelConfiguration"
value="14"/>
    </Representation>
    </AdaptationSet>

    <!-- An Auxilliary Adaptation Set -->
    <AdaptationSet id="2" mimeType="audio/mp4" codecs="mhm2.0x0C" segmentAlignment="true"

```

```

startWithSAP="1">
  <EssentialProperty schemeIdUri="urn:mpeg:dash:preselection:2016" />
  <SegmentTemplate timescale="48000" media="audio_in_separate_streams_anc1/$Time$.m4s"
initialization="audio_in_separate_streams_anc1/init.mp4">
    <SegmentTimeline>
      <S t="0" d="96000" r="36"/>
    </SegmentTimeline>
  </SegmentTemplate>
  <Representation id="r1" bandwidth="64000">
  </Representation>
</AdaptationSet>

<!-- An Auxilliary Adaptation Set -->
<AdaptationSet id="3" mimeType="audio/mp4" codecs="mhm2.0x0C" segmentAlignment="true"
startWithSAP="1">
  <EssentialProperty schemeIdUri="urn:mpeg:dash:preselection:2016" />
  <SegmentTemplate timescale="48000" media="audio_in_separate_streams_anc2/$Time$.m4s"
initialization="audio_in_separate_streams_anc2/init.mp4">
    <SegmentTimeline>
      <S t="0" d="96000" r="36"/>
    </SegmentTimeline>
  </SegmentTemplate>
  <Representation id="r2" bandwidth="64000">
  </Representation>
</AdaptationSet>

<!-- An Auxilliary Adaptation Set -->
<AdaptationSet id="4" mimeType="audio/mp4" codecs="mhm2.0x0C" segmentAlignment="true"
startWithSAP="1">
  <EssentialProperty schemeIdUri="urn:mpeg:dash:preselection:2016" />
  <SegmentTemplate timescale="48000" media="audio_in_separate_streams_anc3/$Time$.m4s"
initialization="audio_in_separate_streams_anc3/init.mp4">
    <SegmentTimeline>
      <S t="0" d="96000" r="36"/>
    </SegmentTimeline>
  </SegmentTemplate>
  <Representation id="r3" bandwidth="64000">
  </Representation>
</AdaptationSet>

<!-- Preselection Element - Primary Preselection -->
<Preselection id="10" tag="101" preselectionComponents="1" codecs="mhm2.0x0C"
audioSamplingRate="48000" lang="en">
  <Role schemeIdUri="urn:mpeg:dash:role:2011" value="main"/>
  <AudioChannelConfiguration schemeIdUri="urn:mpeg:mpegB:cicp:ChannelConfiguration"
value="14"/>
</Preselection>

<!-- Preselection Element - Audio Description -->
<Preselection id="20" tag="102" preselectionComponents="1 2" codecs="mhm2.0x0C"
audioSamplingRate="48000" lang="en">
  <Role schemeIdUri="urn:mpeg:dash:role:2011" value="commentary"/>
  <Accessibility schemeIdUri="urn:tva:metadata:cs:AudioPurposeCS:2007" value="1"/>
  <AudioChannelConfiguration schemeIdUri="urn:mpeg:mpegB:cicp:ChannelConfiguration"
value="14"/>
</Preselection>

<!-- Preselection Element - Clean Audio -->
<Preselection id="30" tag="103" preselectionComponents="1 3" codecs="mhm2.0x0C"
audioSamplingRate="48000" lang="en">
  <Role schemeIdUri="urn:mpeg:dash:role:2011" value="alternate"/>
  <Accessibility schemeIdUri="urn:tva:metadata:cs:AudioPurposeCS:2007" value="2"/>
  <AudioChannelConfiguration schemeIdUri="urn:mpeg:mpegB:cicp:ChannelConfiguration"
value="14"/>
</Preselection>

<!-- Preselection Element - Dubbed Version -->
<Preselection id="40" tag="104" preselectionComponents="1 4" codecs="mhm2.0x0C"
audioSamplingRate="48000" lang="fr" >
  <Role schemeIdUri="urn:mpeg:dash:role:2011" value="dub"/>
  <AudioChannelConfiguration schemeIdUri="urn:mpeg:mpegB:cicp:ChannelConfiguration"
value="2"/>
</Preselection>

<!-- Preselection Element - Stereo Preselection -->
<Preselection id="50" tag="105" preselectionComponents="1" codecs="mhm2.0x0C"
audioSamplingRate="48000" lang="en">
  <Role schemeIdUri="urn:mpeg:dash:role:2011" value="main"/>

```

```

    <AudioChannelConfiguration schemeIdUri="urn:mpeg:mpegB:cicp:ChannelConfiguration"
value="2"/>
  </Preselection>
</Period>

```

```

<Period>
  <!-- The Main Adaptation Set , DTS-UHD, 5.1.2ch -->
  <AdaptationSet id="1" mimeType="audio/mp4" codecs="dtsy" audioSamplingRate="48000" lang="en"
segmentAlignment="true" startWithSAP="1">
    <SupplementalProperty schemeIdUri="urn:mpeg:dash:preselection:2016" />
    <Role schemeIdUri="urn:mpeg:dash:role:2011" value="main"/>
    <SegmentTemplate timescale="48000" media="audio_in_separate_streams_main1/$Time$.m4s"
initialization="audio_in_separate_streams_main1/init.mp4">
      <SegmentTimeline>
        <S t="0" d="96000" r="36"/>
      </SegmentTimeline>
    </SegmentTemplate>
    <Representation id="r0" bandwidth="256000">
      <AudioChannelConfiguration schemeIdUri="tag:dts.com,2018:uhd:audio_channel_configuration"
value="A03F"/>
    </Representation>
  </AdaptationSet>

  <!-- An Auxilliary Adaptation Set -->
  <AdaptationSet id="2" mimeType="audio/mp4" codecs="dtsy" segmentAlignment="true"
startWithSAP="1">
    <EssentialProperty schemeIdUri="urn:mpeg:dash:preselection:2016" />
    <SegmentTemplate
      timescale="48000"
      media="audio_in_separate_streams_anc1/$Time$.m4s"
      initialization="audio_in_separate_streams_anc1/init.mp4">
      <SegmentTimeline> <S t="0" d="96000" r="36"/> </SegmentTimeline>
    </SegmentTemplate>
    <Representation id="r0" bandwidth="64000"> </Representation>
  </AdaptationSet>

  <!-- An Auxilliary Adaptation Set -->
  <AdaptationSet id="3" mimeType="audio/mp4" codecs="dtsy" segmentAlignment="true"
startWithSAP="1">
    <EssentialProperty schemeIdUri="urn:mpeg:dash:preselection:2016" />
    <SegmentTemplate timescale="48000" media="audio_in_separate_streams_anc2/$Time$.m4s"
initialization="audio_in_separate_streams_anc2/init.mp4">
      <SegmentTimeline>
        <S t="0" d="96000" r="36"/>
      </SegmentTimeline>
    </SegmentTemplate>
    <Representation id="r0" bandwidth="64000">
    </Representation>
  </AdaptationSet>

  <!-- An Auxilliary Adaptation Set -->
  <AdaptationSet id="4" mimeType="audio/mp4" codecs="dtsy" segmentAlignment="true"
startWithSAP="1">
    <EssentialProperty schemeIdUri="urn:mpeg:dash:preselection:2016" />
    <SegmentTemplate timescale="48000" media="audio_in_separate_streams_anc3/$Time$.m4s"
initialization="audio_in_separate_streams_anc3/init.mp4">
      <SegmentTimeline>
        <S t="0" d="96000" r="36"/>
      </SegmentTimeline>
    </SegmentTemplate>
    <Representation id="r0" bandwidth="64000">
    </Representation>
  </AdaptationSet>

  <!-- Preselection Element - Primary Preselection, DTS-UHD, 5.1.2ch -->
  <Preselection id="10" tag="P1" preselectionComponents="1" codecs="dtsy"
audioSamplingRate="48000" lang="en">
    <Role schemeIdUri="urn:mpeg:dash:role:2011" value="main"/>
    <AudioChannelConfiguration schemeIdUri="tag:dts.com,2018:uhd:audio_channel_configuration"
value="A03F"/>
  </Preselection>

  <!-- Preselection Element - Audio Description, DTS-UHD, 5.1.2ch -->
  <Preselection id="20" tag="P1" preselectionComponents="1 2" codecs="dtsy"
audioSamplingRate="48000" lang="en">
    <Role schemeIdUri="urn:mpeg:dash:role:2011" value="commentary"/>
    <Accessibility schemeIdUri="urn:tva:metadata:cs:AudioPurposeCS:2007" value="1"/>

```

```

        <AudioChannelConfiguration schemeIdUri="tag:dts.com,2018:uhd:audio_channel_configuration "
value="A03F"/>
    </Preselection>

    <!-- Preselection Element - Clean Audio, DTS-UHD, 5.1.2ch -->
    <Preselection id="30" tag="P2" preselectionComponents="1 3" codecs="dtsy"
audioSamplingRate="48000" lang="en">
        <Role schemeIdUri="urn:mpeg:dash:role:2011" value="alternate"/>
        <Accessibility schemeIdUri="urn:tva:metadata:cs:AudioPurposeCS:2007" value="2"/>
        <AudioChannelConfiguration schemeIdUri="tag:dts.com,2018:uhd:audio_channel_configuration "
value="A03F"/>
    </Preselection>

    <!-- Preselection Element - Dubbed Version, DTS-UHD 2-ch -->
    <Preselection id="40" tag="P3" preselectionComponents="1 4" codecs="dtsy"
audioSamplingRate="48000" lang="fr">
        <Role schemeIdUri="urn:mpeg:dash:role:2011" value="dub"/>
        <AudioChannelConfiguration schemeIdUri="tag:dts.com,2018:uhd:audio_channel_configuration "
value="6"/>
    </Preselection>

    <!-- Preselection Element - Stereo Preselection, DTS-UHD, 2-ch -->
    <Preselection id="50" tag="P4" preselectionComponents="1" codecs="dtsy"
audioSamplingRate="48000" lang="en">
        <Role schemeIdUri="urn:mpeg:dash:role:2011" value="main"/>
        <AudioChannelConfiguration schemeIdUri="tag:dts.com,2018:uhd:audio_channel_configuration "
value="6"/>
    </Preselection>
</Period>

```

Annex C (informative): Example DASH NGA system model

C.1 Overview

This annex introduces example system models for both AC-4 and MPEG-H Audio.

Clause C.2 lists processing blocks and interfaces that are used in both system models.

Clause C.3.1 defines how the common components of both codecs are structured and how the components interact.

Clause C.3.2 gives further details about AC-4 specific processing and contains an illustration, encompassing the common components and the AC-4 specific components.

Clause C.3.3 gives further details about MPEG-H Audio specific processing and contains an illustration, encompassing the common components and the MPEG-H Audio specific components.

C.2 Processing blocks and interfaces

The model consists of the following blocks and interfaces:

- 1) DASH player including:
 - The MPD parser (generic)
 - The functionality for preselection selection (player specific)
 - ISO BMFF based file format processing
- 2) User interface for preselection selection on the primary receiver, which could for example be provided by:
 - Application provided by the broadcaster
 - Device built in user interface from the manufacturer
 - Browser running on the device
- 3) Decoder, Renderer, Transcoder

NOTE 1: The Transcoder is used in the AC-4 specific clause.

- 4) MPEG-H Audio UI Manager

NOTE 2: The MPEG-H Audio UI Manager is used in the in the MPEG-H Audio specific clause.

- 5) Output including:
 - Loudspeaker
 - Headphones
 - HDMI/ARC interface
 - S/PDIF interface
- 6) Device connected over HDMI /ARC or S/PDIF, which could be:
 - AVR for decoding and rendering
 - Sound bar for decoding and rendering

- 7) Interface DASH player and decoder:
- This interface is proprietary by the decoder vendor

NOTE 3: This does not apply for usage of Media Source Extensions (MSE) [i.5] as interface from the DASH Player to the decoder. For some use cases, the usage of MSE requires further work that is not in scope of the present document.

C.3 Processing

C.3.1 Common Processing

NGA content delivered by DASH is processed by the DASH Player (1), where the MPD parser makes the Preselections available to the User Interface (2) for user selection. This selection can for example be performed based on user interaction, default settings, and previous user choices. The selected Preselection can be indicated to the decoder (3) using the value of the corresponding Preselection@tag attribute.

NOTE: The DASH player needs to handle dynamic changes to the selection with a delay that does not degrade the user experience.

The integration, components, and signal flow depends on the used NGA system and is described in clause C.3.2 for AC-4, clause C.3.3 for MPEG-H Audio and clause C.3.4 for DTS-UHD below.

The decoded and rendered signals feed either loudspeakers or headphones (5), or are sent over HDMI/ARC or S/PDIF to devices (6) for external playback. If the decoder (3) outputs a bitstream format, this bitstream is sent over HDMI/ARC or S/PDIF to a device (6) for external decoding and rendering.

C.3.2 AC-4 specific processing

Figure C.1 shows the system model diagram for AC-4.

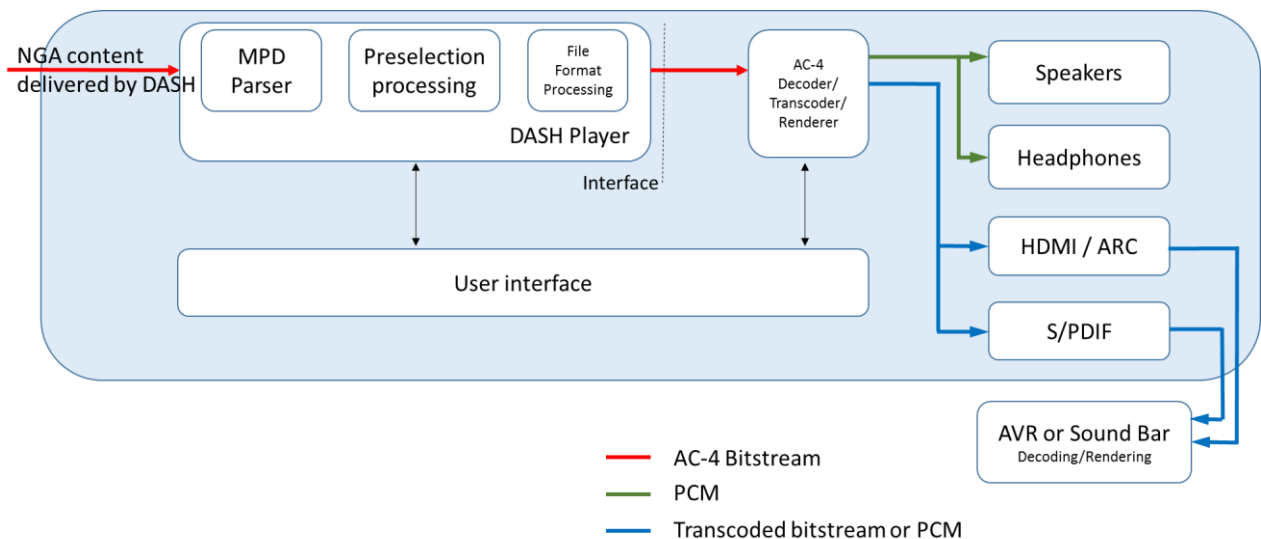


Figure C.1: AC-4 System Model Diagram

The AC-4 decoder (3) receives the AC-4 bitstream from the DASH player (1) and enables advanced user interactivity based on metadata contained in the bitstream. Note that this user interactivity can extend the options signaled using Preselections in the MPD. Examples for advanced user interactivity are selection of specific audio objects within a Preselection or gain control for objects, e.g. for dialogue enhancement. The information for advanced user interactivity can be indicated to the User Interface (2). When a selection occurs and a bitstream output is in use, the AC-4 bitstream will be transcoded (i.e. decoded, user or default choice applied and then re-encoded).

C.3.3 MPEG-H Audio specific processing

Figure C.2 shows the system model diagram for MPEG-H. Data flow is either PCM or bitstream and as indicated by colors green for PCM and red for bitstreams. The MPEG-H Audio specific components are the MPEG-H Audio UI Manager and the MPEG-H Audio Decoder.

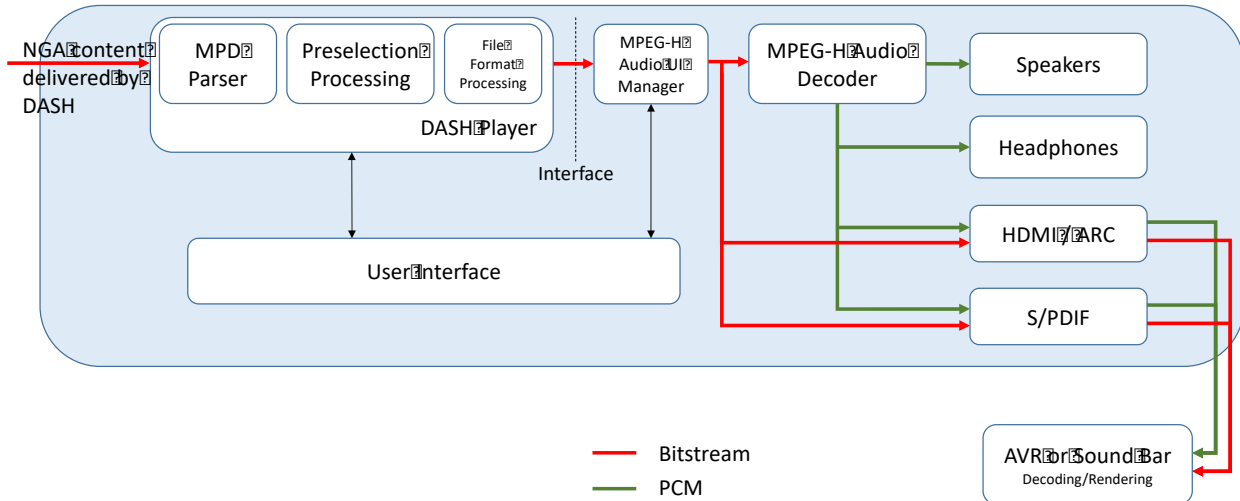


Figure C.2: MPEG-H Audio System Model Diagram

The MPEG-H Audio UI Manager (4) receives the MPEG-H Audio bitstream from the DASH player (1) and enables advanced user interactivity based on metadata contained in the elementary stream. Note that this user interactivity can extend the options signaled using Preselections in the MPD. Examples for advanced user interactivity are selection of specific audio objects within a Preselection or gain control for objects, e.g. for dialogue enhancement. The information for advanced user interactivity is indicated to the User Interface. When a selection occurs, the MPEG-H Audio UI Manager (4) encapsulates the modification information received from the User Interface into the MPEG-H Audio bitstream.

The MPEG-H Audio Decoder (3) can be located in the TV set or in external devices (6) like an AVR or a Sound Bar. If the Decoder is located on the TV, the PCM audio samples can be played out over usual audio outputs (5) like TV speakers, headphones, HDMI, or S/PDIF. If the MPEG-H Audio Decoder is located in an external device, the MPEG-H Audio bit stream is sent over HDMI or S/PDIF and MPEG-H Audio decoding is applied in the external devices.

C.3.4 DTS-UHD specific processing

Figure C.3 shows a system model diagram for DTS-UHD. The red lines indicate the flow of the DTS-UHD bitstream through the system. More detail on the decoder/renderer block can be found in ETSI TS 101 154 [3] clause 6.9.

The DTS-UHD decoder nominally supports up to three simultaneous outputs, namely stereo PCM, multi-channel PCM and a configurable transcoder output. For some output interfaces such as S/PDIF and ARC, a source device cannot determine whether a sink is connected, so having a signal always present at that output provides a desirable user experience.

The user interface (UI), in addition to setting up the preselection in the DASH player, is used to configure the renderer and transcoder, as well as the outputs to the various interfaces. UI options also include personalization features such as default loudness and DRC settings. Depending on the use case and the content, additional customization may be enabled through the UI. For example, over-riding default object metadata to perform dialogue enhancement (absent a preselection), might be possible. Note that settings in the bitstream determine whether metadata is allowed to be modified and if so, by how much. For example, a boost in dialog volume may be allowed, but limited to some maximum gain relative to the music and effects. The UI to the decoder might also control which Aux streams are decoded, or even to select different content within the Main stream, facilitating a temporary over-ride of the preselection setting.

The transcoder follows the renderer, so this output can support personalization upstream of the playout system. The transcoder output may either support a high channel count immersive bitstream, (e.g. sending up to 22.2 audio channels to an A/V receiver), or it may be configured for connectivity to prior generation playout systems by converting the rendered output to a DTS 5.1 bitstream.

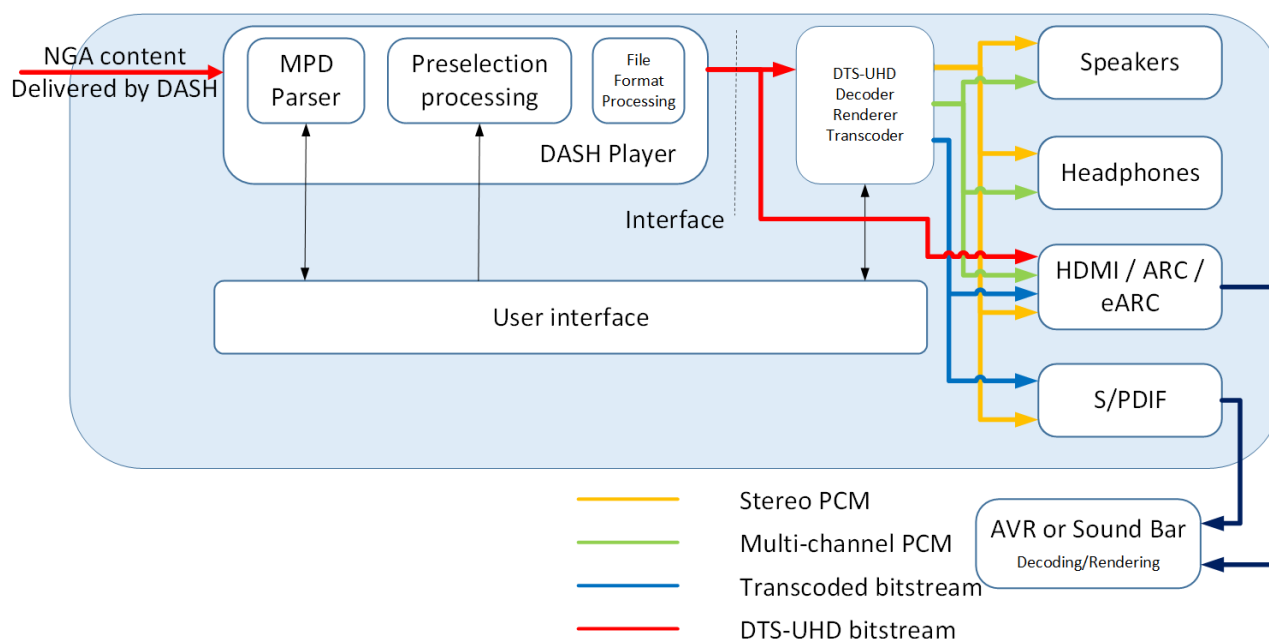


Figure C.3: DTS-UHD System Model Diagram

Annex D (informative): DVB Metrics reporting examples

D.1 DVBErrors

This clause demonstrates the use of the DVB metric reporting mechanism to report the metric DVBErrors.

Suppose there is a following entry in the MPD:

```
<BaseURL dvb:priority="1" dvb:weight="1"
serviceLocation="CDN2">http://media.example.com/dash/</BaseURL>
<BaseURL dvb:priority="2" dvb:weight="1"
serviceLocation="CDN3">http://media2.example.com/dash/</BaseURL>
<Metrics metrics="DVBErrors">
  <Reporting schemeIdUri="urn:dvb:dash:reporting:2014" value="1"
dvb:reportingUrl="http://example.com/dash_error" dvb:probability="500"/>
</Metrics>
```

The Player would have a 0,5 probability of choosing to be a reporting Player. Assuming it did choose to be one, it would report becoming a reporting Player with a GET request from the following URL:

```
http://example.com/dash_error?mpdurl=http%3A%2F%2Fmedia.example.com%2Fdash%2Fmanifest.mpd&errorCode=
500&terror=2014-01-14T20:00:00Z&url=&ipaddress=&servicelocation=CDN2
```

Now suppose the Player encountered an HTTP status of 503 when requesting a media segment and as a result of the error moves to a new BaseURL. Two error reports would be generated and hence two GET requests made, as follows:

```
http://example.com/dash_error?mpdurl=http%3A%2F%2Fmedia.example.com%2Fdash%2Fmanifest.mpd&errorCode=
503&terror=2014-01-14T20:18:00Z&url=
http%3A%2F%2Fmedia.example.com%2Fdash%2Fstream%2Fmedia%2F456&ipaddress=123.45.67.89&servicelocation=
CDN2
http://example.com/dash_error?mpdurl=http%3A%2F%2Fmedia.example.com%2Fdash%2Fmanifest.mpd&errorCode=
F00&terror=2014-01-14T20:18:00Z&url=&ipaddress=&servicelocation=CDN2
```

D.2 Metrics for low latency players

This clause demonstrates the use of the DVB metric reporting mechanism to report metrics useful for monitoring the presentation of low latency content.

Suppose the following elements are present in the MPD of a live DASH stream:

```
<MPD availabilityStartTime="1970-01-01T00:00:00Z" ... >

  <BaseURL dvb:priority="1" dvb:weight="1" serviceLocation="CDN1">http://example.com/</BaseURL>

  [...]

  <AdaptationSet contentType="video" mimeType="video/mp4" ... >
    <SegmentTemplate timescale="1000" duration="3840" media="$RepresentationID$/$Number%06d$.m4s"
initialization="$RepresentationID$/IS.mp4" ... />
    <Representation id="1280x720@50" ... />
    <Representation id="960x540@50" ... />
  </AdaptationSet>

  [...]

  <Metrics metrics="HttpList(50,MediaSegment),RepSwitchList,PlayList">
    <Reporting schemeIdUri="urn:dvb:dash:reporting:2014" value="1"
dvb:reportingUrl="http://example.com/logger" dvb:probability="1000"/>
  </Metrics>
</MPD>
```

The following scenario illustrates the reporting of the RepSwitchList metric:

Suppose that at 12:05:36.113 UTC on 21st February 2025 the Player switches its video Representation to ID 1280x720@50 while playing a stream that has no SubRepresentations. Suppose further that the first access unit in the first media segment requested from the switched-to Representation has a media presentation time of 1740139534.08 seconds. Then, after 20 seconds the Player switches its video Representation to ID 960x540@50. In this case, the Player would report these Representation switches by making two separate GET requests for the following URLs:

```
http://example.com/logger?metricname=RepSwitchList&t=2025-02-21T12:05:36.113Z&mt=1740139534080&to=1280x720%4050
```

```
http://example.com/logger?metricname=RepSwitchList&t=2025-02-21T12:05:56.113Z&mt=1740139553280&to=960x540%4050
```

The following scenario illustrates the reporting of the HttpList metric:

Suppose the Player requests two successive media segment from Representation 1280x720@50 and that both requests are successful, with no redirects. The time from the Player requesting the first media segment to the first byte of that segment arriving is 61 ms, and the Player receives the segment bytes continuously over 1 352 ms. The time from the Player requesting the second media segment to the first byte of that segment arriving is 48 ms, and the Player receives the segment bytes continuously over 756 ms. The Player would report two HttpList metrics by making two separate GET requests for the following URLs:

```
http://example.com/logger?metricname=HttpList&type=MediaSegment&url=http%3A%2F%2Fexample.com%2F1280x720%4050%2F%20453161357.m4s&trequest=2025-02-21T12:06:50.991Z&tresponsetime=2025-02-21T12:06:51.052Z&responsecode=200&interval=50&trace=s%3D2025-02-21T12%3A06%3A51.052Z%26d%3D1352%26b%3D73723%2C57848%2C57848%2C57848%2C58312%2C59996%2C56920%2C59300%2C58080%2C58544%2C57324%2C58312%2C57444%2C59996%2C75676%2C156412%2C144152%2C149348%2C130888%2C114564%2C115128%2C115740%2C116016%2C113544%2C118776%2C116016%2C124664%2C12581
```

```
http://example.com/logger?metricname=HttpList&type=MediaSegment&url=http%3A%2F%2Fexample.com%2F1280x720%4050%2F%20453161358.m4s&trequest=2025-02-21T12:06:54.831Z&tresponsetime=2025-02-21T12:06:54.879Z&responsecode=200&interval=50&trace=s%3D2025-02-21T12%3A06%3A54.879Z%26d%3D756%26b%3D76399%2C58080%2C56628%2C58080%2C56628%2C91476%2C113256%2C113256%2C108684%2C119064%2C113256%2C114924%2C133152%2C21954
```

The following scenario illustrates the reporting of the PlayList metric:

Suppose the user starts to play the stream at 12:50:55.122 UTC on 21st Feb 2025. The Player streams Representation 1280x720@50 for 26,3 seconds before experiencing a period of rebuffering. After 4,13 seconds the Player recovers and resumes playback. Some time later, the user presses pause and after 42,672 seconds resumes playback. The Player then plays until the end of the Period, at which point it stops.

In this scenario, the Player would report two PlayList metrics: the first would be reported when the user pauses playback; the second would be reported when the Player stops at the Period end. The two metrics would be reported by the Player making two separate GET requests for the following URLs:

```
http://example.com/logger?metricname=PlayList&start=2025-02-21T12:50:55.122Z&mstart=1740142252800&starttype=NewPlaylist&trace=representationid%3D1280x720p50%26start%3D2025-02-21T12%3A50%3A55.122Z%26mstart%3D1740142252800%26duration%3D26300%26playbackspeed%3D1.0%26stopreason%3DRebuffering, representationid%3D1280x720p50%26start%3D2025-02-21T12%3A51%3A25.552Z%26mstart%3D1740142279100%26duration%3D721788%26playbackspeed%3D1.0%26stopreason%3DUserRequest
```

```
http://example.com/logger?metricname=PlayList&start=2025-02-21T13:04:10.012Z&mstart=1740143000888&starttype=Resume&trace=representationid%3D1280x720p50%26start%3D2025-02-21T13%3A04%3A10.012Z%26mstart%3D1740143000888%26duration%3D956872%26playbackspeed%3D1.0%26stopreason%3DEndOfPeriod
```

Annex E (informative) MPD Example for Low Latency

```
<?xml version="1.0" encoding="UTF-8"?>
```

```

<MPD type="dynamic" xmlns="urn:mpeg:dash:schema:mpd:2011" profiles="urn:dvb:dash:profile:dvb-
dash:2014,urn:dvb:dash:profile:dvb-dash:isoff-ext-live:2014" minBufferTime="PT1.143S"
maxSegmentDuration="PT3.84S" minimumUpdatePeriod="PT1H" timeShiftBufferDepth="PT2M"
availabilityStartTime="2019-08-06T13:31:00Z" publishTime="2021-06-03T13:00:00Z">
  <ServiceDescription id="0">
    <Scope schemeIdUri="urn:dvb:dash:lowlatency:scope:2019" value="2"/>
    <Latency min="4800" max="34800" target="6800" referenceId="7"/>
    <PlaybackRate min="0.96" max="1.04"/>
  </ServiceDescription>
  <Period id="first" start="PT0S">
    <AdaptationSet startWithSAP="2" segmentAlignment="true" par="16:9" id="1"
contentType="video" mimeType="video/mp4" >
      <InbandEventStream schemeIdUri="urn:mpeg:dash:event:2012" value="1" />
      <ProducerReferenceTime id="7" wallClockTime="2019-08-06T13:44:12Z"
presentationTime="158400">
        <UTCTiming schemeIdUri="urn:mpeg:dash:utc:http-xsdate:2014"
value="https://example.com/iso"/>
      </ProducerReferenceTime>
      <Role schemeIdUri="urn:mpeg:dash:role:2011" value="main"/>
      <SegmentTemplate startNumber="404547501" presentationTimeOffset="310692480000"
timescale="200" duration="768" media="$RepresentationID$/Number%06d$.m4s"
initialization="$RepresentationID$/IS.mp4" availabilityTimeOffset="2.88"
availabilityTimeComplete="false"/>
      <Representation id="1280x720p50" codecs="avc3.640020" height="720" width="1280"
frameRate="50" bandwidth="5447392" scanType="progressive" />
    </AdaptationSet>
    <AdaptationSet startWithSAP="2" segmentAlignment="true" id="6" codecs="mp4a.40.2"
audioSamplingRate="48000" contentType="audio" lang="eng" mimeType="audio/mp4" >
      <AudioChannelConfiguration
schemeIdUri="urn:mpeg:dash:23003:3:audio_channel_configuration:2011" value="6"/>
      <InbandEventStream schemeIdUri="urn:mpeg:dash:event:2012" value="1"/>
      <Role schemeIdUri="urn:mpeg:dash:role:2011" value="main"/>
      <SegmentTemplate startNumber="404547501" presentationTimeOffset="74566195200000"
timescale="48000" duration="184320" media="$RepresentationID$/Number%06d$.m4s"
initialization="$RepresentationID$/IS.mp4" availabilityTimeOffset="2.88"
availabilityTimeComplete="false" />
      <Representation id="320kbps-5_1" bandwidth="319520" />
    </AdaptationSet>
  </Period>
  <UTCTiming schemeIdUri="urn:mpeg:dash:utc:http-xsdate:2014" value="https://example.com/iso"/>
  <LeapSecondInformation availabilityStartLeapOffset="37"/>
</MPD>

```

History

Document history		
V1.1.1	May 2015	Publication
V1.2.1	March 2018	Publication
V1.3.1	February 2020	Publication
V1.4.0 (Draft)	June 2021	BlueBook publication (A168r3): <ul style="list-style-type: none"> - Bug fixes and enhancement (e.g. Conversion dynamic to static and @timeShiftBuffer usage, low latency rate adaptation examples) - Alignment with MPEG-DASH 3rd and 4th editions - Improved alignment with MPEG-CMAF (e.g. subtitles authoring, audio codecs)
V1.4.0 (Draft)	November 2021	BlueBook publication (A168r4): <ul style="list-style-type: none"> - Fix for low latency client playback with anchor/seek - Fix for playback of non-continuous multi-period content - Fixes on low latency figures 10.20 - Updated Explanation on UTCTiming element - Support for HEVC 8K (UHDTV2)
V1.4.0 (Draft)	11 July 2022	BlueBook publication (A168r5): <ul style="list-style-type: none"> - Added support for VVC - Added support for AVS3 - Added support for SCTE-35 Events for ad slot signalling - Added support for MPD updates - Minor fix on support for discontinuous playlist playback
V1.4.0 (Draft)	20 July 2022	BlueBook publication (A168r5-1): <ul style="list-style-type: none"> - Minor editorial fixes (grammar, highlighting, capitalization) - Typo (impacting the meaning) fixed in 4.8.3 #10